

City of Casper, Wyoming
All Funds Budget Comparison
For Fiscal Year 2024 as of November 30, 2023
41.67 % OF THE FISCAL YEAR HAS ELAPSED

Fund	REVENUES		EXPENDITURES		Anticipated Year-End Net Income (Shortfall)
	Revised Budget	Year To Date	Revised Budget	Year To Date	
General Fund	\$ 53,411,562	\$ 16,920,878	\$ 54,855,411	\$ 20,306,968	\$ (1,443,849)
Opportunities Fund	7,988	-	8,540,807	22,930	(8,532,819)
Perpetual Care Fund	706,055	330,511	2,800,020	1,101,428	(2,093,965)
Debt Service Fund	71,781	53,209	368,320	1,519	(296,539)
Metro Animal Fund	1,452,783	504,585	1,809,202	489,043	(356,419)
River Fund	109,107	65,029	132,808	8,336	(23,701)
CARES Act Funding			12,224,514	-	(12,224,514)
Weed & Pest Fund	928,331	33,865	942,885	238,178	(14,554)
Special Fire Assistance Fund	493,775	149,254	493,775	149,254	-
Revolving Land Fund	33,984	7,905	59,056	3,985	(25,072)
Police Grants Fund	374,393	109,437	374,393	105,902	-
Public Transit Fund	3,148,490	824,600	3,148,491	824,599	(1)
Metropolitan Planning	1,306,356	263,385	1,338,567	236,433	(32,211)
Public Safety Communications	3,285,090	1,284,872	3,368,246	1,199,744	(83,156)
Direct Distribution	7,212,537	3,606,271	3,042,737	989,776	4,169,800
Redevelopment Loan Fund	59,888	58,264	59,888	58,264	-
Capital Projects Fund	30,321,748	1,011,622	55,847,342	7,580,772	(25,525,594)
Capital - One Cent 17	18,997,833	5,097,789	5,555,439	723,548	13,442,394
Water Distribution Fund	15,909,438	8,142,514	24,469,367	7,338,901	(8,559,929)
Water Treatment Plant Ops Fund	4,344,283	1,775,289	4,344,283	1,801,987	-
Sewer Fund	8,146,009	3,329,566	11,560,396	2,681,714	(3,414,387)
Wastewater Treatment Plant	10,837,592	3,030,664	12,614,014	2,287,760	(1,776,422)
Refuse Collection Fund	10,715,050	3,851,402	12,162,510	3,318,506	(1,447,460)
Balefill Fund	8,127,728	3,392,941	12,263,110	3,595,340	(4,135,381)
Aquatics Fund	1,181,166	441,247	1,181,166	441,246	-
Golf Course Fund	1,114,000	520,094	1,081,752	461,535	32,248
Ice Arena Fund	677,177	274,361	677,177	274,361	-
Recreation Center Fund	1,152,677	514,131	1,152,677	514,131	-
Hogadon Fund	1,077,465	414,656	1,091,215	414,656	(13,750)
Ford Wyoming Center Fund	1,107,275	422,646	1,107,275	456,359	-
Parking Fund	17,963	5,728	139,156	24,199	(121,193)
Sports and Athletics	1,102,213	371,983	1,102,213	371,983	-
Fleet Maintenance Fund	4,028,818	1,730,947	4,028,818	1,652,864	-
Buildings and Structures Fund	1,581,070	624,874	1,588,095	626,378	(7,025)
Health Insurance Fund	79,827	34,723	442,355	122,950	(362,528)
Property Insurance Fund	3,411,648	1,531,551	3,276,799	2,234,849	134,849
Total	\$ 196,533,100	\$ 60,730,793	\$ 249,244,278	\$ 62,660,398	\$ (52,711,178)

City of Casper, Wyoming
All Funds Statement of Revenues
For Fiscal Year 2024 as of November 30, 2023
41.67 % OF THE FISCAL YEAR HAS ELAPSED

Fund	Adopted Budget	Changes and Amendments	Revised Budget	Current Year To Date	Current Year % of Budget
General Fund	\$ 53,371,132	\$ 40,430	\$ 53,411,562	\$ 16,920,878	32%
Opportunities Fund	7,988	-	7,988	-	0%
Perpetual Care Fund	706,055	-	706,055	330,511	47%
Debt Service Fund	71,781	-	71,781	53,209	74%
Metro Animal Fund	1,452,783	-	1,452,783	504,585	35%
River Fund	45,000	64,107	109,107	65,029	60%
CARES Act Funding		-			
Weed & Pest Fund	928,331	-	928,331	33,865	4%
Special Fire Assistance Fund	-	493,775	493,775	149,254	30%
Revolving Land Fund	20,777	13,207	33,984	7,905	23%
Police Grants Fund	113,751	260,642	374,393	109,437	29%
Public Transit Fund	2,674,249	474,241	3,148,490	824,600	26%
Metropolitan Planning	962,608	343,748	1,306,356	263,385	20%
Public Safety Communications	3,285,090	-	3,285,090	1,284,872	39%
Direct Distribution	7,212,537	-	7,212,537	3,606,271	50%
Redevelopment Loan Fund	59,888	-	59,888	58,264	97%
Capital Projects Fund	21,198,100	9,123,648	30,321,748	1,011,622	3%
Capital - One Cent 17	18,997,833	-	18,997,833	5,097,789	27%
Water Distribution Fund	15,899,416	10,022	15,909,438	8,142,514	51%
Water Treatment Plant Ops Fund	4,344,283	-	4,344,283	1,775,289	41%
Sewer Fund	8,135,987	10,022	8,146,009	3,329,566	41%
Wastewater Treatment Plant	9,837,592	1,000,000	10,837,592	3,030,664	28%
Refuse Collection Fund	10,705,028	10,022	10,715,050	3,851,402	36%
Balefill Fund	7,372,928	754,800	8,127,728	3,392,941	42%
Aquatics Fund	1,181,166	-	1,181,166	441,247	37%
Golf Course Fund	1,114,000	-	1,114,000	520,094	47%
Ice Arena Fund	677,177	-	677,177	274,361	41%
Recreation Center Fund	1,039,429	113,248	1,152,677	514,131	45%
Hogadon Fund	1,043,219	34,246	1,077,465	414,656	38%
Ford Wyoming Center Fund	1,098,544	8,731	1,107,275	422,646	38%
Parking Fund	17,963	-	17,963	5,728	32%
Sports and Athletics	1,102,213	-	1,102,213	371,983	34%
Fleet Maintenance Fund	4,028,818	-	4,028,818	1,730,947	43%
Buildings and Structures Fund	1,581,070	-	1,581,070	624,874	40%
Health Insurance Fund	79,827	-	79,827	34,723	43%
Property Insurance Fund	3,345,053	66,595	3,411,648	1,531,551	45%
Total	\$ 183,711,616	\$ 12,821,484	\$ 196,533,100	\$ 60,730,793	31%

City of Casper, Wyoming
All Funds Statement of Expenditures
For Fiscal Year 2024 as of November 30, 2023
41.67 % OF THE FISCAL YEAR HAS ELAPSED

Fund	Adopted Budget	Carry-over Encumbrances and Amendments	Current Year Budget	Current Year To Date	Current Year % of Budget
General Fund	\$ 53,343,428	\$ 1,495,123	\$ 54,838,551	\$ 20,306,968	37%
Opportunities Fund	5,725,503	2,815,304	8,540,807	22,930	0%
Perpetual Care Fund	2,844,157	(44,137)	2,800,020	1,101,428	39%
Debt Service Fund	368,320	-	368,320	1,519	0%
Metro Animal Fund	1,595,035	214,167	1,809,202	489,043	27%
River Fund	68,000	64,808	132,808	8,336	6%
CARES Act Funding	12,224,514	-	12,224,514	-	0%
Weed & Pest Fund	856,882	86,003	942,885	238,178	25%
Special Fire Assistance Fund	-	493,775	493,775	149,254	30%
Revolving Land Fund	45,849	13,207	59,056	3,985	7%
Police Grants Fund	113,751	260,642	374,393	105,902	28%
Public Transit Fund	2,674,249	474,242	3,148,491	824,599	26%
Metropolitan Planning	962,608	375,959	1,338,567	236,433	18%
Public Safety Communications	3,164,764	203,482	3,368,246	1,199,744	36%
Direct Distribution	3,240,969	(198,232)	3,042,737	989,776	33%
Redevelopment Loan Fund	59,888	-	59,888	58,264	97%
Capital Projects Fund	28,591,811	26,870,035	55,461,846	7,580,772	14%
Capital - One Cent 17	4,546,939	1,008,500	5,555,439	723,548	13%
Water Distribution Fund	18,364,666	6,104,701	24,469,367	7,338,901	30%
Water Treatment Plant Ops Fund	4,344,283	-	4,344,283	1,801,987	41%
Sewer Fund	8,576,207	2,984,189	11,560,396	2,681,714	23%
Wastewater Treatment Plant	9,357,673	3,256,341	12,614,014	2,287,760	18%
Refuse Collection Fund	10,389,466	1,773,044	12,162,510	3,318,506	27%
Balefill Fund	9,576,789	2,686,321	12,263,110	3,595,340	29%
Aquatics Fund	1,181,166	-	1,181,166	441,246	37%
Golf Course Fund	1,058,352	23,400	1,081,752	461,535	43%
Ice Arena Fund	677,177	-	677,177	274,361	41%
Recreation Center Fund	1,039,429	113,248	1,152,677	514,131	45%
Hogadon Fund	1,043,219	47,996	1,091,215	414,656	38%
Ford Wyoming Center Fund	1,098,544	8,731	1,107,275	456,359	41%
Parking Fund	69,700	69,456	139,156	24,199	17%
Sports and Athletics	1,102,213	-	1,102,213	371,983	34%
Fleet Maintenance Fund	4,028,818	-	4,028,818	1,652,864	41%
Buildings and Structures Fund	1,581,070	7,025	1,588,095	626,378	39%
Health Insurance Fund	442,355	-	442,355	122,950	28%
Property Insurance Fund	3,159,104	117,695	3,276,799	2,234,849	68%
Total	\$ 197,516,898	\$ 51,325,024	\$ 248,841,922	\$ 62,660,398	25%

City of Casper, Wyoming
Summary of Cash, Investments, Other Monetary Assets and Working Capital
For Fiscal Year 2024 as of November 30, 2023
41.67 % OF THE FISCAL YEAR HAS ELAPSED

	Cash and Investments				Working Capital		
	Cash	Investments	Market Adjustments	Total	Current Assets	Current Liabilities	Total
General Fund	\$ 3,974,654	\$ 22,558,881	\$ -	\$ 26,533,535	\$ 2,634,378	\$ (4,258,379)	\$ 24,909,534
Capital Projects Funds							
Opportunities Fund	31,139	13,840,619		13,871,758	-	-	13,871,758
Capital Projects Fund	1,207,066	22,488,020		23,695,086	243,865	(603,146)	23,335,805
Capital - One Cent 17	965,698	12,449,400		13,415,099	-	(31,153)	13,383,946
Trust & Agency Funds							
Perpetual Care Fund	700,524	29,084,205	-	29,784,729	-	-	29,784,729
Metro Animal Fund	148,235	844,191	-	992,426	51,499	(77,707)	966,218
River Fund	218,412	2,507,598		2,726,010	-	(223,300)	2,502,710
CARES Act Funding	216,645	12,007,707		12,224,352		(1,115,446)	11,108,906
Public Safety Communications	800,399			800,399	182,973	(70,653)	912,720
Health Insurance Fund	48,453	3,121,524	-	3,169,977		(65,496)	3,104,481
Debt Service Funds	239,625	5,317,977	-	5,557,602	(10,418)	(63,991)	5,483,192
Special Revenue Funds							
Weed & Pest Fund	215,716	823,626	-	1,039,342	-	(5,863)	1,033,479
Special Fire Assistance Fund	2,031			2,031	30,747	(11,550)	21,228
Revolving Land Fund	73,937	757,257	-	831,194		-	831,194
Police Grants Fund	(84,567)			(84,567)	67,973	(3,349)	(19,944)
Public Transit Fund	(316,005)			(316,005)	337,077	(21,071)	1
Metropolitan Planning	226,074			226,074	129,784	(27,677)	328,180
Direct Distribution	307,631	2,356,961		2,664,592		(47,917)	2,616,675
Redevelopment Loan Fund	100,937			100,937	2,687	(2,687)	100,937
Utility Enterprise Funds							
Water Distribution Fund	430,660	24,313,151	-	24,743,811	1,098,486	(303,066)	25,539,231
Water Treatment Plant Ops Fund	(135,431)			(135,431)	146,178	(47,130)	(36,382)
Sewer Fund	124,461	9,255,174	-	9,379,635	563,723	(63,931)	9,879,428
Wastewater Treatment Plant	346,713	12,870,923	-	13,217,636	621,283	(497,102)	13,341,818
Refuse Collection Fund	599,273	4,280,353	-	4,879,625	603,587	(133,417)	5,349,795
Balefill Fund	87,273	7,386,971	-	7,474,245	350,283	(594,069)	7,230,459
Parks & Recreation Enterprise Funds							
Aquatics Fund	3,449			3,449		(3,449)	-
Golf Course Fund	647,500			647,500	61,876	(12,467)	696,908
Ice Arena Fund	(2,814)			(2,814)	8,482	(5,667)	-
Recreation Center Fund	21,187			21,187	623	(21,810)	-
Hogadon Fund	(34,695)			(34,695)	60,733	(26,039)	-
Ford Wyoming Center Fund	786,847	800,277		1,587,124	35,203	(1,583,803)	38,524
Sports and Athletics	15,759			15,759		(15,759)	-
Other Enterprise Funds - Parking	43,461	70,710	-	114,171	14,143	-	128,314
Internal Service Funds							
Fleet Maintenance Fund	531,961			531,961	30,086	(315,259)	246,787
Buildings and Structures Fund	545,080			545,080	2,136	(42,071)	505,145
Property Insurance Fund	(327,994)			(327,994)	27,462	(8,151)	(308,683)
	<u>\$ 12,759,291</u>	<u>\$ 187,135,527</u>	<u>\$ -</u>	<u>\$ 199,894,818</u>	<u>\$ 7,294,849</u>	<u>\$ (10,302,575)</u>	<u>\$ 196,887,092</u>

City of Casper, Wyoming
Summary of Cash and Investments
For Fiscal Year 2024 as of November 30, 2023
41.67 % OF THE FISCAL YEAR HAS ELAPSED

Bank Accounts

Petty Cash	\$ 19,347
Petty Cash	2,530
Concentration	9,454,342
Expense Checking	(524,593)
Customer Refund	1,792
Court Bonds	256,769
CEC Show Account	783,803
Police Evidence Account	83,537
Firehouse Redevelopment	-
Outgoing EFT	(6,488)

Total Cash	\$ 10,071,038
-------------------	----------------------

Investments

General Fund	\$ 22,558,881
Opportunities Fund	13,840,619
Perpetual Care Fund	29,084,205
Debt Service Fund	5,317,977
Metro Animal Fund	844,191
River Fund	2,507,598
CARES Act Funding	12,007,707
Weed & Pest Fund	823,626
Revolving Land Fund	757,257
Direct Distribution	2,356,961
Capital Projects Fund	22,488,020
Capital - One Cent 17	12,449,400
Water Distribution Fund	24,313,151
Sewer Fund	9,255,174
Wastewater Treatment Plant	12,870,923
Refuse Collection Fund	4,280,353
Balefill Fund	7,386,971
Ford Wyoming Center Fund	800,277
Parking Fund	70,710
Health Insurance Fund	3,121,524

Total Investments	\$ 187,135,527
--------------------------	-----------------------

Other Assets

General Fund	
Notes/Loans Receivable	\$ 3,347
Opportunities Fund	
Notes/Loans Receivable	261,706
Perpetual Care Fund	
Notes/Loans Receivable	179,243
Debt Service Fund	
Notes/Loans Receivable	(24,587)
Penalty Receivable	5,776
Principal Receivable	76,825
Redevelopment Loan Fund	
Notes/Loans Receivable	109,000
Capital Projects Fund	
Notes/Loans Receivable	82,389

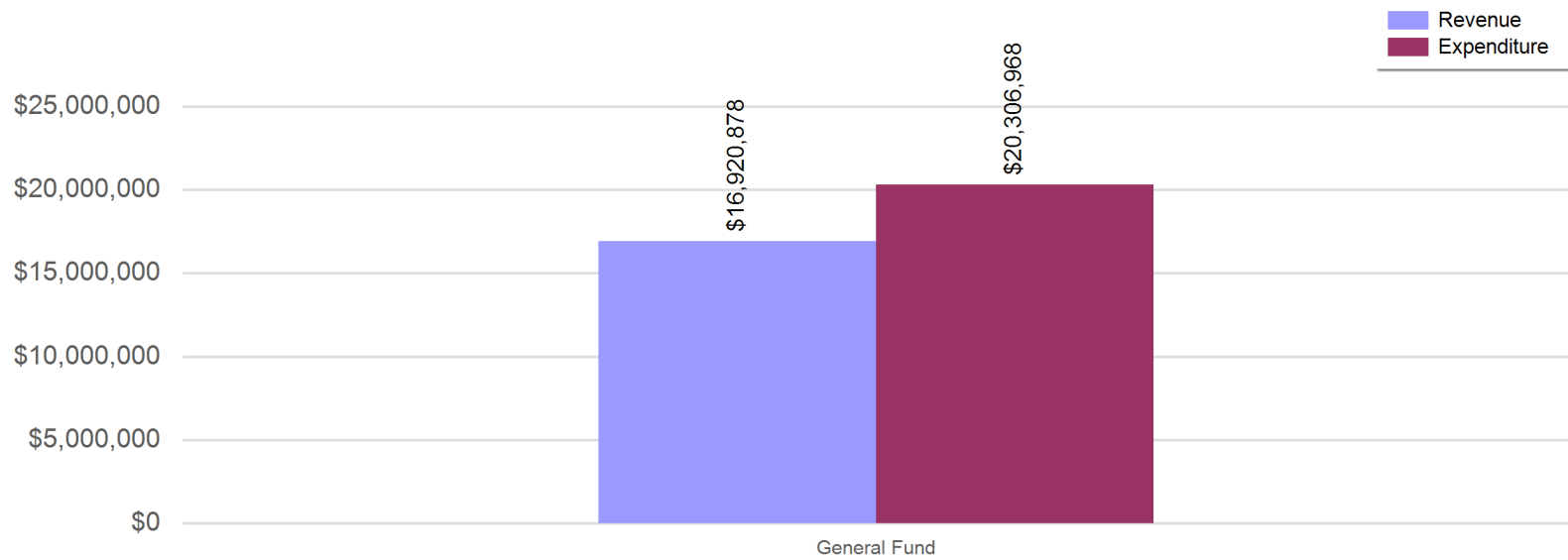
Total Other Assets	\$ 693,699
---------------------------	-------------------

City of Casper, Wyoming
General Fund Balance Sheet
For Fiscal Year 2024 as of November 30, 2023
41.67 % OF THE FISCAL YEAR HAS ELAPSED

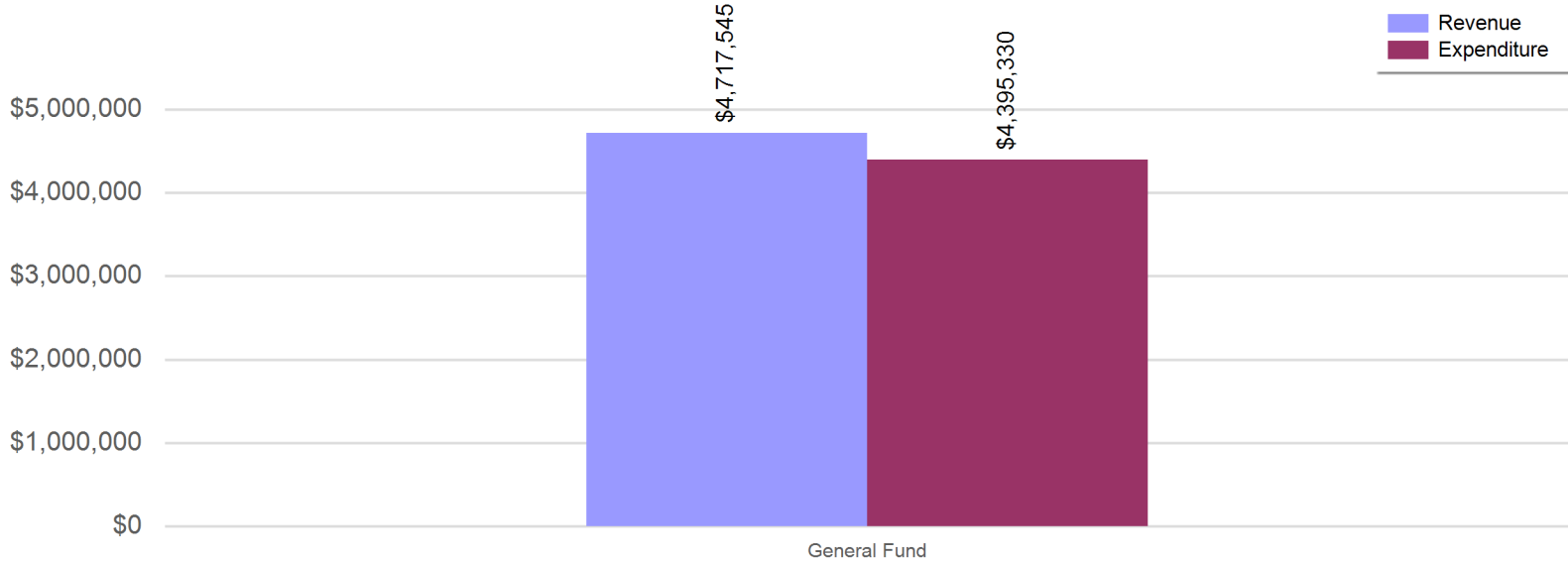
	<u>General Fund</u>
ASSETS	
Current Assets	
Cash	3,974,654
Investments	22,558,881
Market Adjustments	-
Inventory	87,391
Grants Receivable	1,650
Loans Receivable	3,347
Accounts Receivable	2,316,466
Prepaid Expenses	107,578
Lease Receivable - Short Term	121,293
Total Current Assets	<u>29,171,260</u>
Non-Current Assets	
Lease Receivable - Long Term	2,409,738
Total Assets	<u>31,580,998</u>
LIABILITIES	
Current Liabilities	
Accounts Payable	1,516,633
Accrued Wages and Benefits Payable	28,752
Deferred Revenue	3,011
Held in Trust - Surety Bonds	2,709,983
Total Current Liabilities	<u>4,258,379</u>
Non-Current Liabilities	
Notes Payable	(30,271)
Funds Held in Trust	1,480
Total Non-Current Liabilities	<u>(28,791)</u>
Total Liabilities	<u>4,229,588</u>
DEFERRED INFLOWS OF RESOURCES	
Total Deferred Inflows Of Resources	<u>2,405,029</u>
NET POSITION	
Net Investment in Capital Assets	2,561,302
Unrestricted	22,385,079
Total Net Position	<u>24,946,381</u>

City of Casper, Wyoming
General Fund Revenue Expenditure Comparison
For Fiscal Year 2024 as of November 30, 2023
41.67 % OF THE FISCAL YEAR HAS ELAPSED

General Fund YTD Revenue and Expenditure Comparison



General Fund MTD Revenue and Expenditure Comparison



City of Casper, Wyoming
General Fund Statement of Expenditures
For Fiscal Year 2024 as of November 30, 2023
41.67 % OF THE FISCAL YEAR HAS ELAPSED

Organization	Revised Budget	Current Year To Date	Current Year % of Budget
General Fund Revenue	\$ 142,645	\$ 29,678	21%
General Fund Transfers Out	5,140,680	1,484,915	29%
City Council	252,772	107,595	43%
City Manager	704,122	213,031	30%
City Clerk	469,157	172,607	37%
Public Engagement	359,765	108,294	30%
Social Community Services	613,889	394,117	64%
Municipal Court	769,706	301,455	39%
City Attorney	828,090	313,223	38%
Human Resources	823,992	318,868	39%
City Hall	442,463	164,802	37%
Marathon Building	30,592	9,590	31%
Miller St. Dormitory	13,638	5,524	41%
City Center Building	47,177	17,009	36%
Ash Street Building	26,171	10,310	39%
Casper Business Center	259,845	92,991	36%
Information Services	2,141,087	809,511	38%
Finance	934,481	416,192	45%
Customer Service	1,008,000	364,437	36%
Engineering	1,093,510	393,590	36%
Streets	3,216,320	1,186,573	37%
Traffic Control	800,748	229,436	29%
Community Development	1,493,843	546,498	37%
Police Administration	17,665,215	6,522,941	37%
Police Career Services	469,000	131,348	28%
Police Investigations	37,798	14,908	39%
Fire-EMS Administration	11,434,456	4,247,477	37%
Fire-EMS Operations	620,552	347,246	56%
Fire-EMS Training	152,500	42,658	28%
Fire-EMS Prevent & Inspect	33,495	5,858	17%
Parks - Parks Maint.	1,725,183	842,335	49%
Parks - Urban Forestry	13,000	11,910	92%
Parks - Special Areas	144,500	71,079	49%
Cemetery	450,378	184,539	41%
Ft. Caspar Museum	479,781	194,422	41%
Total	\$ 54,838,551	\$ 20,306,968	37%

City of Casper, Wyoming
General Fund Statement of Revenues and Expenditures
For Fiscal Year 2024 as of November 30, 2023
41.67 % OF THE FISCAL YEAR HAS ELAPSED

	Revised Budget	Current Year To Date	Current Year % of Budget
Revenues:			
General Property Tax	\$ 6,235,890	\$ 1,076,555	17.26%
Licences and Permits	5,602,477	2,232,198	39.84%
Automobile Tax	1,700,000	1,551,098	91.24%
Cigarette Tax	230,000	72,330	31.45%
Gaming Revenue	1,724,039	155,596	9.03%
Gasoline Tax	1,290,627	497,661	38.56%
Intergovernmental User Charges	38,575	13,193	34.20%
Mineral Royalities Tax	2,075,000	515,487	24.84%
Municipal Share of State Sales	22,719,374	6,060,187	26.67%
Severance Tax	2,068,000	525,236	25.40%
Special Fuels Tax	594,698	226,688	38.12%
Goods and Svcs Rev	4,916,469	2,079,692	42.30%
Fines and Forfeits	1,285,000	547,913	42.64%
Misc Revenue	2,889,503	1,352,821	46.82%
Special Revenue	-	-	
Loan Receipts	1,328	4,144	312.05%
Transfers In	40,582	10,080	24.84%
Total Revenues	\$ 53,411,562	\$ 16,920,878	31.68%
Expenditures:			
Personnel Services	\$ 37,029,208	\$ 13,579,336	36.67%
Materials & Supplies	3,620,923	1,218,506	33.65%
Contractual Services	5,368,872	2,388,129	44.48%
Transfers Out	5,140,680	1,484,915	28.89%
Other Costs	2,818,911	1,235,360	43.82%
Utility Expense	859,957	400,721	46.60%
Total Expenditures	\$ 54,838,551	\$ 20,306,968	37.03%
Net Revenue (Shortfall)	\$ (1,426,989)	\$ (3,386,089)	-5.35%

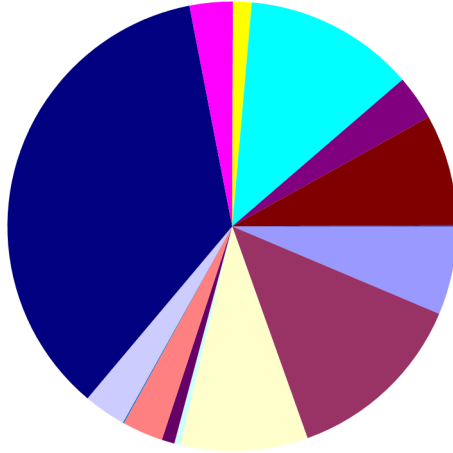
City of Casper, Wyoming
General Fund Summary of Cash and Investments
For Fiscal Year 2024 as of November 30, 2023
41.67 % OF THE FISCAL YEAR HAS ELAPSED

Cash	\$	3,974,654
Investments		22,558,881
	\$	<u>26,533,535</u>

City of Casper, Wyoming
General Fund Summary of Revenues and Expenditures
For Fiscal Year 2024 as of November 30, 2023
41.67 % OF THE FISCAL YEAR HAS ELAPSED

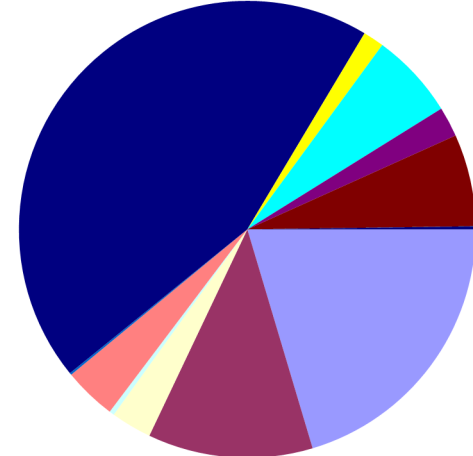
Year To Date Revenues
\$16,920,878

- General Property Tax
-\$1,076,555
- Licences and Permits-\$2,232,198
- Automobile Tax
-\$1,551,098
- Cigarette Tax
-\$72,330
- Gaming Revenue
-\$155,596
- Gasoline Tax
-\$497,661
- Intergovernmental User Charges-\$13,193
- Mineral Royalties Tax
-\$515,487
- Municipal Share of State
Sales-\$6,060,187
- Severance Tax
-\$525,236
- Special Fuels Tax
-\$226,688
- Goods and Svcs Rev-\$2,079,692
- Fines and Forfeits-\$547,913
- Misc Revenue-\$1,352,821
- Special Revenue
-\$0
- Loan Receipts
-\$4,144
- Transfers In
-\$10,080



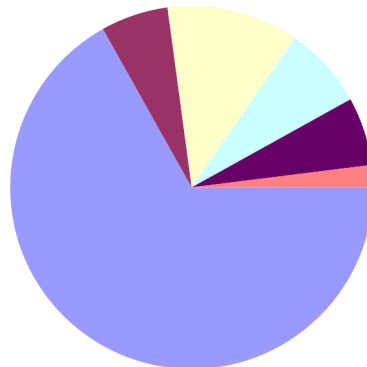
Month To Date Revenues
\$4,717,545

- General Property Tax
-\$961,769
- Licences and Permits-\$550,879
- Automobile Tax
-\$136,089
- Cigarette Tax
-\$16,446
- Gaming Revenue
-\$0
- Gasoline Tax
-\$175,978
- Intergovernmental User Charges-\$6,581
- Mineral Royalties Tax
-\$0
- Municipal Share of State
Sales-\$2,095,559
- Severance Tax
-\$0
- Special Fuels Tax
-\$69,882
- Goods and Svcs Rev-\$287,150
- Fines and Forfeits-\$99,949
- Misc Revenue-\$307,482
- Special Revenue
-\$(\$300)
- Loan Receipts
-\$0
- Transfers In
-\$10,080



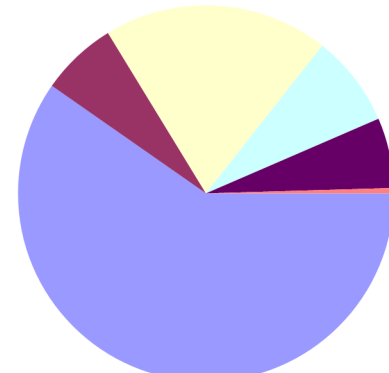
Year To Date Expenditures
\$20,306,968

- Personnel Services-\$13,579,336
- Materials & Supplies-\$1,218,506
- Contractual Services-\$2,388,129
- Transfers Out-\$1,484,915
- Other Costs-\$1,235,360
- Utility Expense-\$400,721



Month To Date Expenditures
\$4,395,330

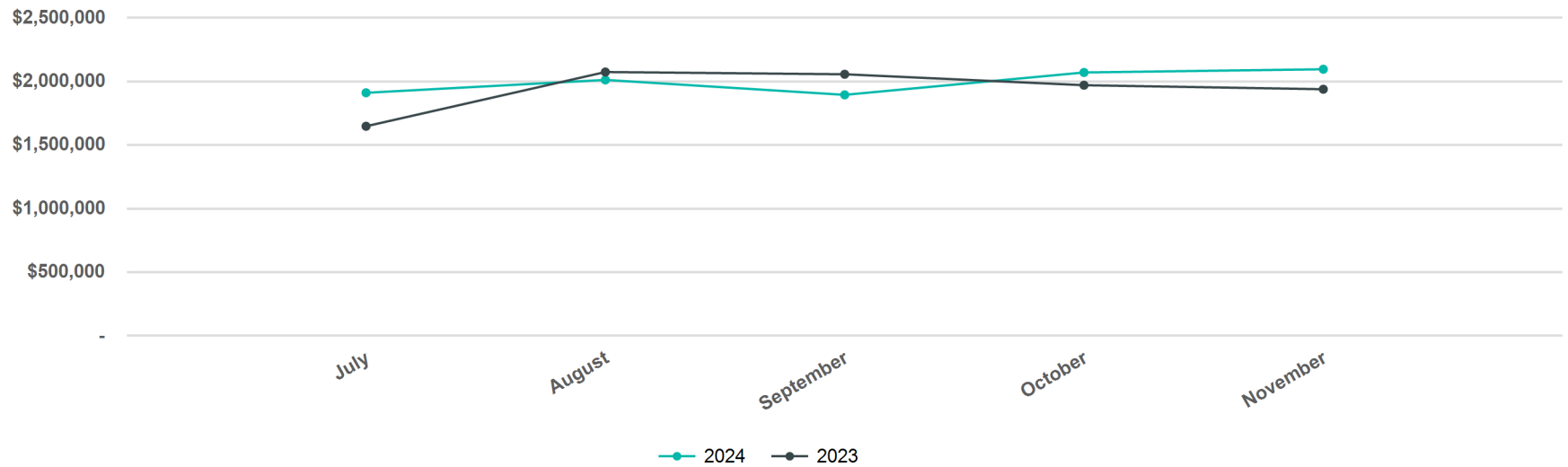
- Personnel Services-\$2,623,917
- Materials & Supplies-\$288,943
- Contractual Services-\$850,206
- Transfers Out-\$346,850
- Other Costs-\$265,313
- Utility Expense-\$20,103



City of Casper, Wyoming
Sales Tax Comparison
(Budget Basis - For Management Use Only)
For Fiscal Year 2024 as of November 30, 2023
41.67 % OF THE FISCAL YEAR HAS ELAPSED

Month	FY 2024			FY 2023			FY 2024 Current Month % Increase Over 2023	FY 2024 To Date % Increase Over 2023
	Budget	Actuals	Actual Year to Date	Budget	Actuals	Actual Year to Date		
July	\$ 1,893,281	\$ 1,910,487	\$ 1,910,487	\$ 1,700,227	\$ 1,647,473	\$ 1,647,473	15.96%	15.96%
August	1,893,281	2,011,727	3,922,214	1,700,227	2,073,763	3,721,236	-2.99%	5.40%
September	1,893,281	1,894,331	5,816,545	1,700,227	2,056,269	5,777,506	-7.88%	0.68%
October	1,893,281	2,070,296	7,886,842	1,700,227	1,970,108	7,747,614	5.09%	1.80%
November	1,893,281	2,095,559	9,982,401	1,700,227	1,938,461	9,686,075	8.10%	3.06%
	\$ 9,466,406	\$ 9,982,401		\$ 8,501,134	\$ 9,686,075			
\$515,995 or 5.45 % Above YTD Projections for FY 2024 through period 5								

Comparison of Municipal Share of State Sales By Month

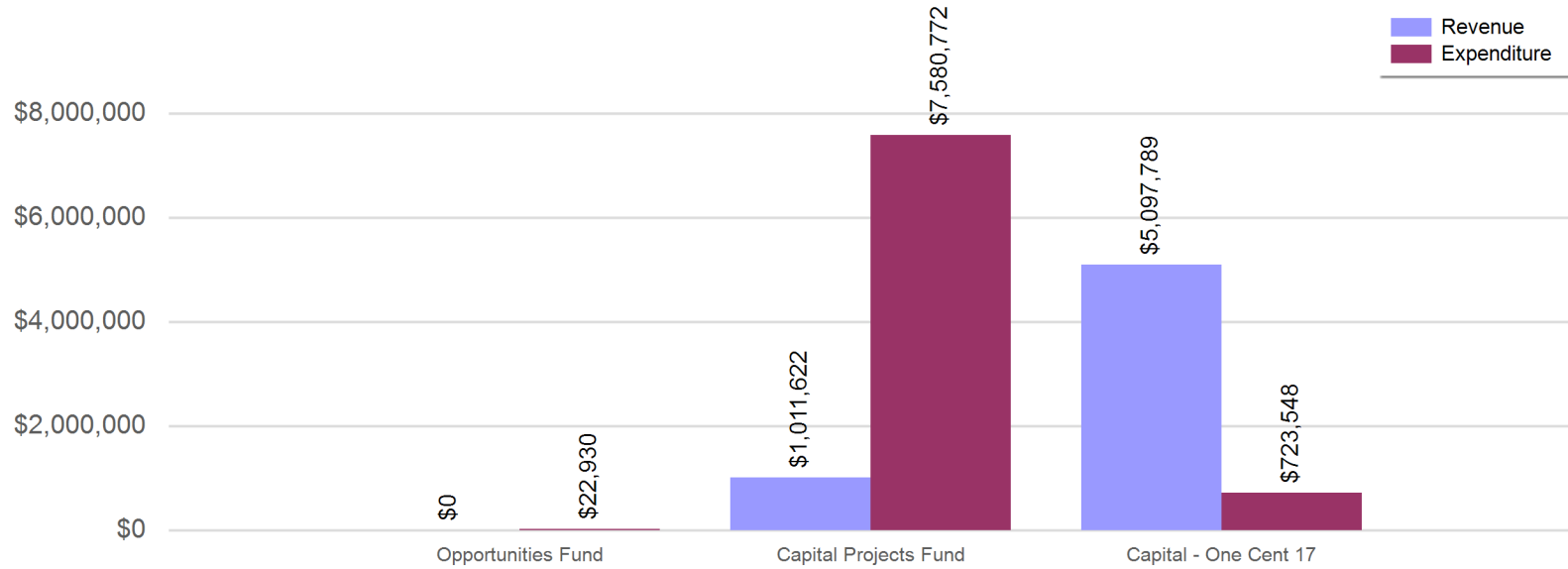


City of Casper, Wyoming
Capital Project Funds Consolidated Balance Sheet
For Fiscal Year 2024 as of November 30, 2023
41.67 % OF THE FISCAL YEAR HAS ELAPSED

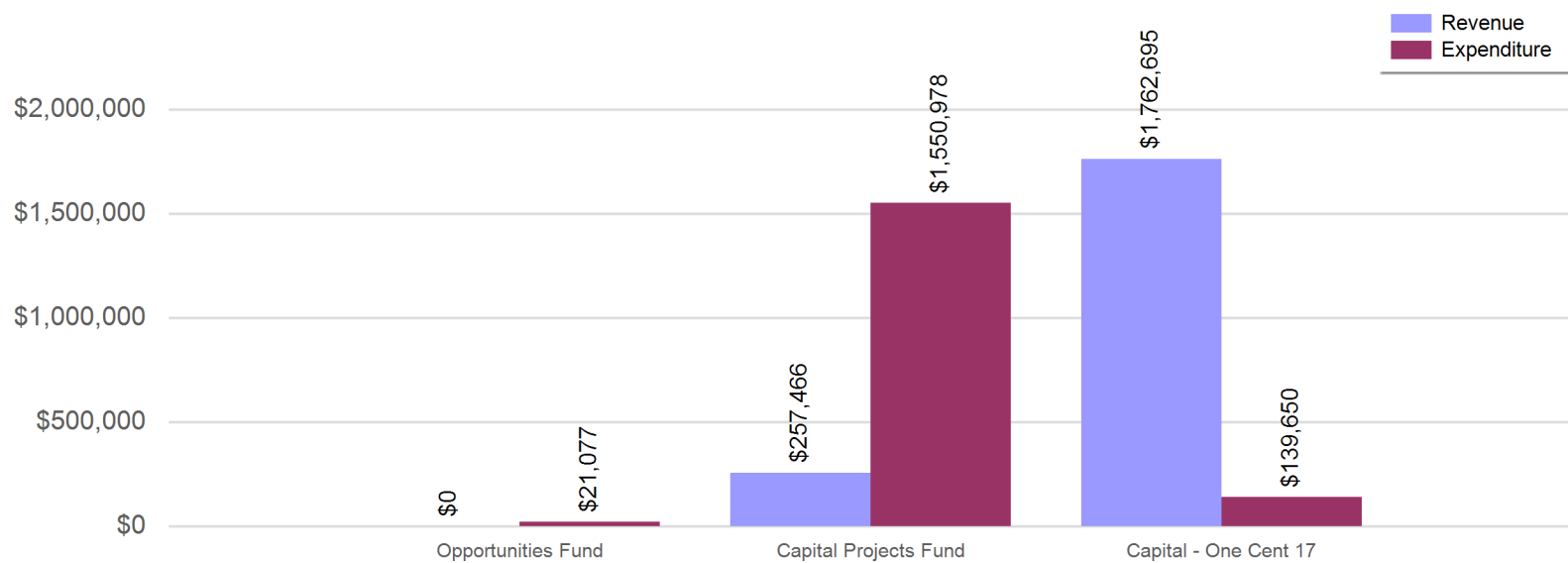
	Opportunities Fund	Capital Projects Fund	Capital - One Cent 17
ASSETS			
Current Assets			
Cash	31,139	1,207,066	965,698
Investments	13,840,619	22,488,020	12,449,400
Grants Receivable		243,865	
Loans Receivable	261,706	82,389	
Accounts Receivable	-	-	-
Total Current Assets	<u>14,133,464</u>	<u>24,021,341</u>	<u>13,415,099</u>
Total Assets	<u>14,133,464</u>	<u>24,021,341</u>	<u>13,415,099</u>
LIABILITIES			
Current Liabilities			
Accounts Payable	-	583,146	31,153
Deferred Revenue		20,000	
Total Current Liabilities	<u>-</u>	<u>603,146</u>	<u>31,153</u>
Total Liabilities	<u>-</u>	<u>603,146</u>	<u>31,153</u>
NET POSITION			
Unrestricted	14,133,464	23,418,194	13,383,946
Total Net Position	<u>14,133,464</u>	<u>23,418,194</u>	<u>13,383,946</u>

City of Casper, Wyoming
Capital Project Funds Revenue and Expenditure Comparison
For Fiscal Year 2024 as of November 30, 2023
41.67 % OF THE FISCAL YEAR HAS ELAPSED

Capital Projects Funds YTD Revenue and Expenditure Comparison



Capital Projects Funds MTD Revenue and Expenditure Comparison



City of Casper, Wyoming
Opportunities Fund Statement of Revenues and Expenditures
For Fiscal Year 2024 as of November 30, 2023
41.67 % OF THE FISCAL YEAR HAS ELAPSED

	Revised Budget	Current Year To Date	Current Year % of Budget
Revenues:			
Other Sources	\$ 7,988	\$ -	0.00%
Total Revenues	\$ 7,988	\$ -	0.00%

	Revised Budget	Current Year To Date	Current Year % of Budget
Expenditures:			
Contractual Services	\$ 76,506	\$ -	0.00%
Transfers Out	8,464,301	22,930	0.27%
Total Expenditures	\$ 8,540,807	\$ 22,930	0.27%

Net Revenue (Shortfall)	\$ (8,532,819)	\$ (22,930)	-0.27%
--------------------------------	-----------------------	--------------------	---------------


Opportunities Fund Summary of Cash and Investments

Cash	\$ 31,139
Investments	13,840,619
	\$ 13,871,758

City of Casper, Wyoming
Opportunities Fund Summary of Revenues and Expenditures
For Fiscal Year 2024 as of November 30, 2023
41.67 % OF THE FISCAL YEAR HAS ELAPSED


Year To Date Expenditures
\$22,930

Contractual Services-\$0
Transfers Out-\$22,930



Month To Date Expenditures
\$21,077

Contractual Services-\$0
Transfers Out-\$21,077



City of Casper, Wyoming
Capital Projects Fund Statement of Revenues and Expenditures
For Fiscal Year 2024 as of November 30, 2023
41.67 % OF THE FISCAL YEAR HAS ELAPSED

	Revised Budget	Current Year To Date	Current Year % of Budget
Revenues:			
Intergovernmental	\$ 3,587,456	\$ -	0.00%
Misc Revenue	1,266,406	421,054	33.25%
Other Sources	25,467,886	590,568	2.32%
Total Revenues	\$ 30,321,748	\$ 1,011,622	3.34%

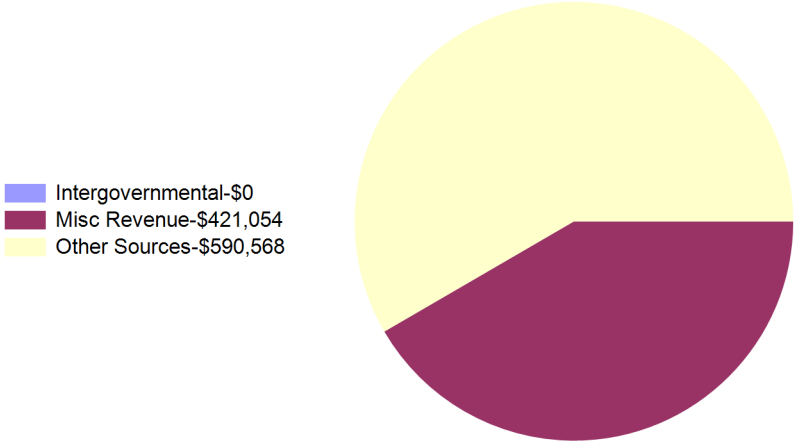
	Revised Budget	Current Year To Date	Current Year % of Budget
Expenditures:			
Materials & Supplies	\$ 450,781	\$ 95,184	21.12%
Contractual Services	607,511	113,347	18.66%
Capital Outlay	54,178,666	7,328,703	13.53%
Transfers Out	224,888	43,538	19.36%
Total Expenditures	\$ 55,461,846	\$ 7,580,772	13.67%
Net Revenue (Shortfall)	\$ (25,140,098)	\$ (6,569,150)	-10.33%

Capital Projects Fund Summary of Cash and Investments

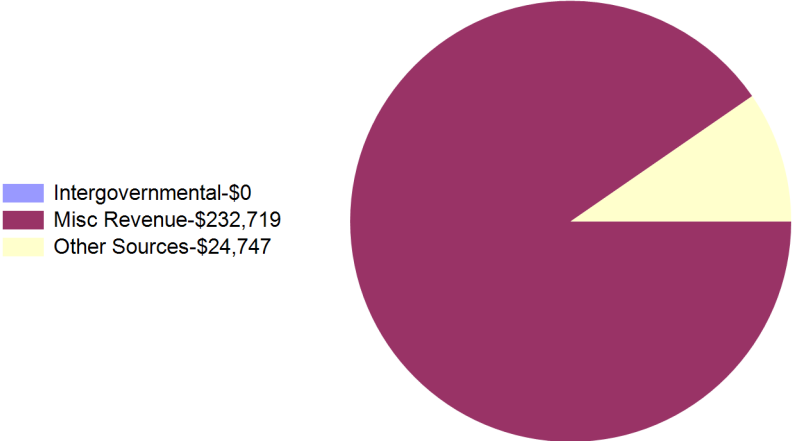
Cash	\$ 1,207,066
Investments	22,488,020
	<u>\$ 23,695,086</u>

City of Casper, Wyoming
Capital Projects Fund Summary of Revenues and Expenditures
For Fiscal Year 2024 as of November 30, 2023
41.67 % OF THE FISCAL YEAR HAS ELAPSED

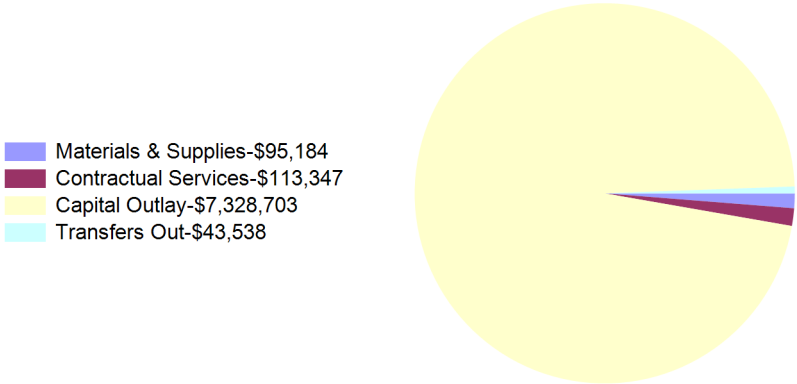
Year To Date Revenues
\$1,011,622



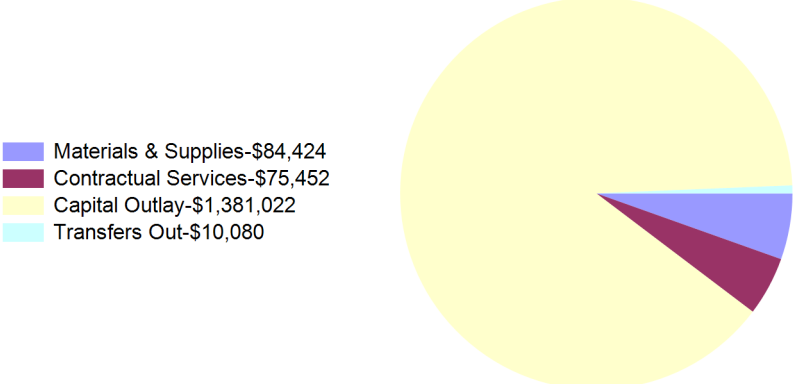
Month To Date Revenues
\$257,466



Year To Date Expenditures
\$7,580,772



Month To Date Expenditures
\$1,550,978



City of Casper, Wyoming
Capital-One Cent 17 Fund Statement of Revenues and Expenditures
For Fiscal Year 2024 as of November 30, 2023
41.67 % OF THE FISCAL YEAR HAS ELAPSED

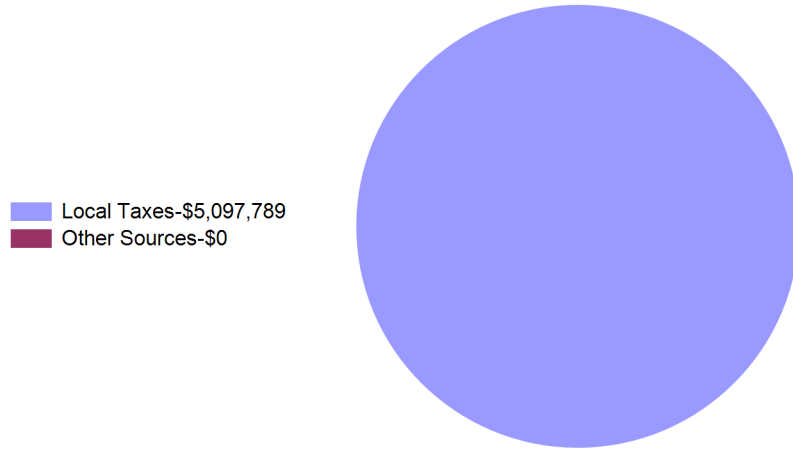
	<u>Revised Budget</u>	<u>Current Year To Date</u>	<u>Current Year % of Budget</u>
Revenues:			
Local Taxes	\$ 18,990,033	\$ 5,097,789	26.84%
Other Sources	7,800	-	0.00%
Total Revenues	\$ 18,997,833	\$ 5,097,789	26.83%
	<u>Revised Budget</u>	<u>Current Year To Date</u>	<u>Current Year % of Budget</u>
Expenditures:			
Capital Outlay	\$ 2,588,070	\$ 47,923	1.85%
Transfers Out	2,609,036	675,625	25.90%
Other Costs	358,333	-	0.00%
Total Expenditures	\$ 5,555,439	\$ 723,548	13.02%
Net Revenue (Shortfall)	\$ 13,442,394	\$ 4,374,241	13.81%

Capital-One Cent 17 Fund Summary of Cash and Investments

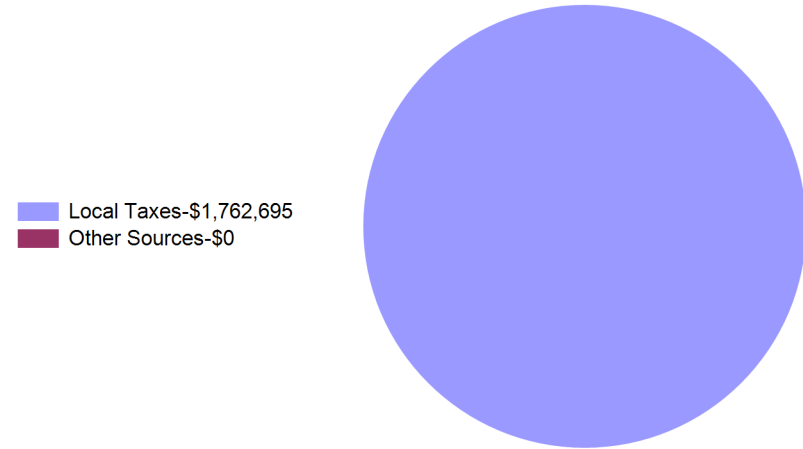
Cash	\$ 965,698
Investments	12,449,400
	<u>\$ 13,415,099</u>

City of Casper, Wyoming
Capital-One Cent 17 Fund Summary of Revenues and Expenditures
For Fiscal Year 2024 as of November 30, 2023
41.67 % OF THE FISCAL YEAR HAS ELAPSED

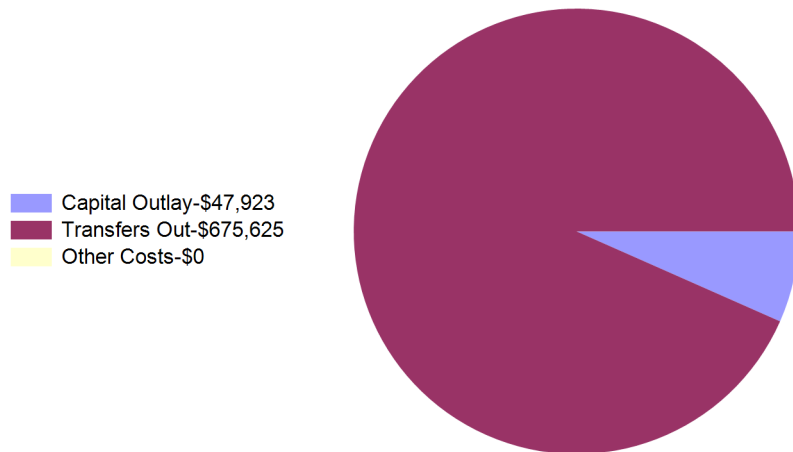
Year To Date Revenues
\$5,097,789



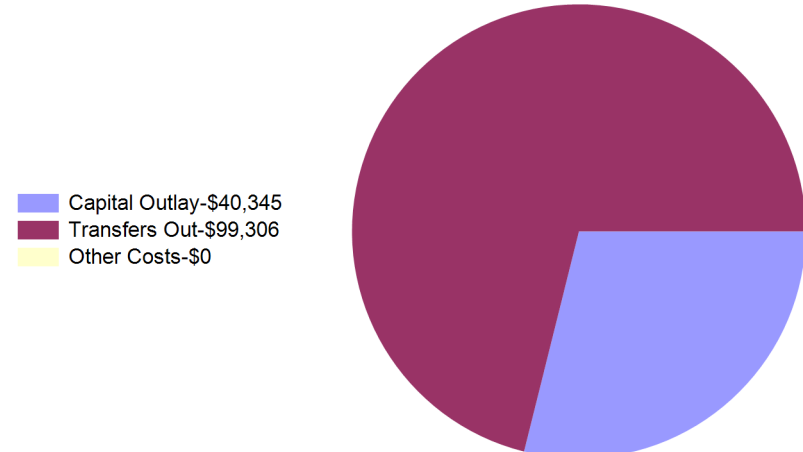
Month To Date Revenues
\$1,762,695



Year To Date Expenditures
\$723,548



Month To Date Expenditures
\$139,650

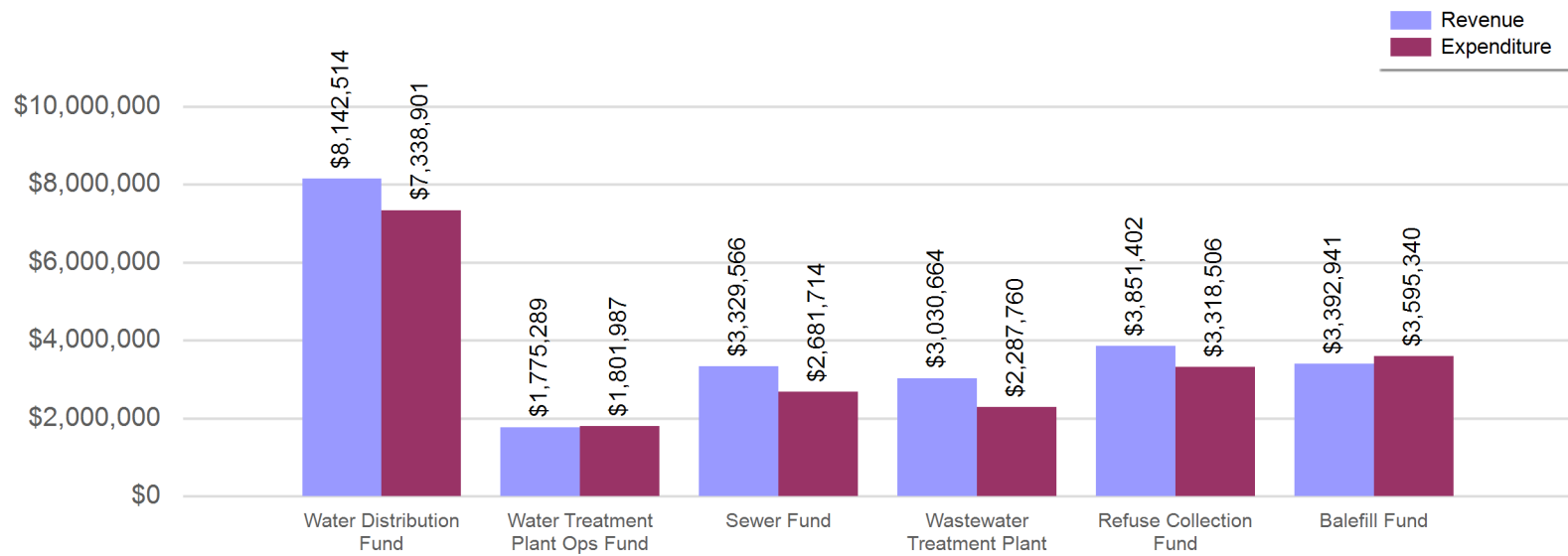


City of Casper, Wyoming
Utility Enterprise Funds Consolidated Balance Sheet
For Fiscal Year 2024 as of November 30, 2023
41.67 % OF THE FISCAL YEAR HAS ELAPSED

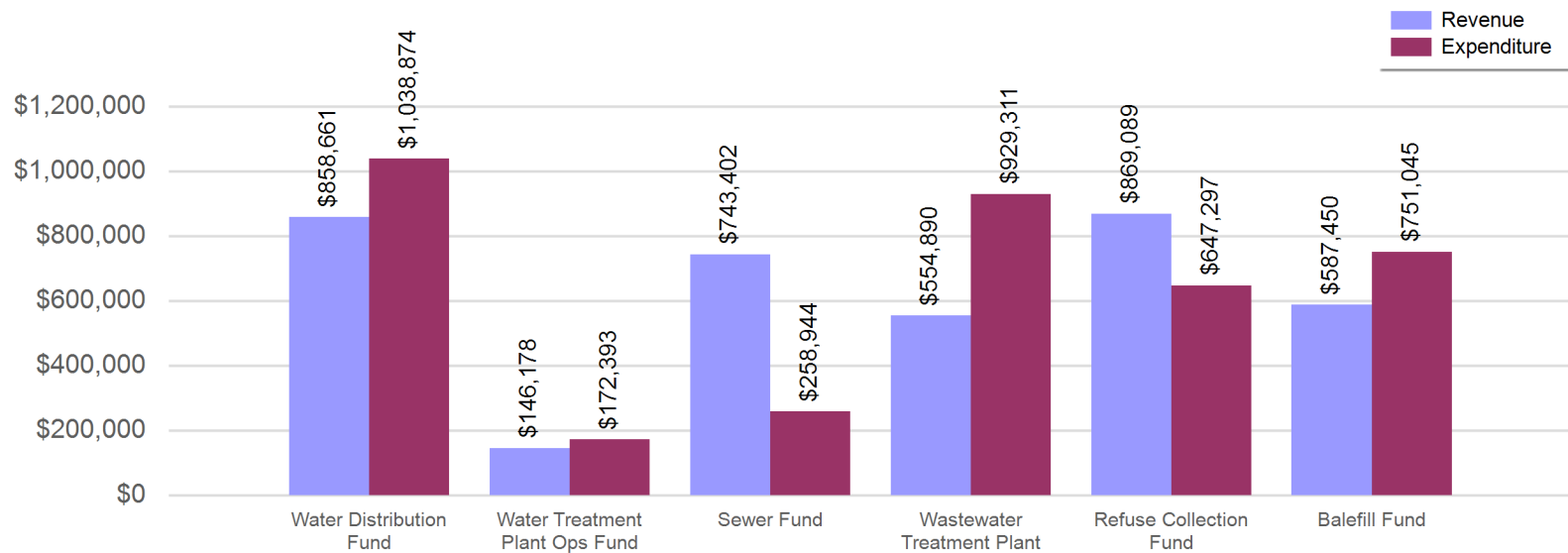
	Water Distribution Fund	Water Treatment Plant Ops Fund	Sewer Fund	Wastewater Treatment Plant	Refuse Collection Fund	Balefill Fund
ASSETS						
Current Assets						
Cash	430,660	(135,431)	124,461	346,713	599,273	87,273
Investments	24,313,151		9,255,174	12,870,923	4,280,353	7,386,971
Market Adjustments	-		-	-	-	-
Inventory	445,433			65,494		19,950
Grants Receivable				-		-
Accounts Receivable	582,421	146,178	563,723	554,341	599,259	324,431
Clearing	55,951					
Prepaid Expenses	6,097			1,448	4,328	5,902
Lease Receivable - Short Term	8,584					
Total Current Assets	<u>25,842,297</u>	<u>10,747</u>	<u>9,943,358</u>	<u>13,838,919</u>	<u>5,483,212</u>	<u>7,824,528</u>
Capital Assets						
Land, Buildings & Improvements	101,328,757		31,382,210	84,654,088	5,212,769	43,841,913
Equipment	5,721,644		2,108,327	8,037,512	8,030,476	10,252,857
Accumulated Depreciation	(45,903,870)		(22,292,257)	(54,721,556)	(5,099,275)	(21,491,548)
Total Capital Assets	<u>61,146,530</u>		<u>11,198,280</u>	<u>37,970,044</u>	<u>8,143,969</u>	<u>32,603,221</u>
Non-Current Assets						
Lease Receivable - Long Term	254,214					
Total Assets	<u>87,243,041</u>	<u>10,747</u>	<u>21,141,639</u>	<u>51,808,963</u>	<u>13,627,181</u>	<u>40,427,749</u>
DEFERRED OUTFLOWS OF RESOURCES						
Total Deferred Outflows Of Resources	<u>744,483</u>	<u>400,772</u>	<u>248,535</u>	<u>543,653</u>	<u>892,641</u>	<u>732,821</u>
LIABILITIES						
Current Liabilities						
Accounts Payable	178,260	46,699	63,931	438,302	135,153	494,337
Accrued Wages and Benefits Payable	(476)	431	-	(900)	(1,736)	167
Interest Payable	56,982			59,699		99,566
Customer Deposits	68,300					
Total Current Liabilities	<u>303,066</u>	<u>47,130</u>	<u>63,931</u>	<u>497,102</u>	<u>133,417</u>	<u>594,069</u>
Non-Current Liabilities						
Notes Payable	2,826,285			13,475,860		5,328,058
Closure & Post Closure Costs						8,466,858
Accrued Comp ABS	115,666	44,601	35,283	78,941	116,259	127,810
Net Pension Liability	2,011,937	1,008,810	770,106	1,403,809	2,432,512	2,000,571
Net OPEB Liability	85,685	48,402	25,587	64,575	102,118	83,725
Total Non-Current Liabilities	<u>5,039,573</u>	<u>1,101,813</u>	<u>830,976</u>	<u>15,023,185</u>	<u>2,650,889</u>	<u>16,007,022</u>
Total Liabilities	<u>5,342,639</u>	<u>1,148,943</u>	<u>894,906</u>	<u>15,520,287</u>	<u>2,784,306</u>	<u>16,601,092</u>
DEFERRED INFLOWS OF RESOURCES						
Total Deferred Inflows Of Resources	<u>295,266</u>	<u>25,562</u>	<u>15,014</u>	<u>34,470</u>	<u>55,858</u>	<u>45,836</u>
NET POSITION						
Net Investment in Capital Assets	58,583,043		11,198,280	24,494,184	8,143,969	27,275,163
Unrestricted	23,766,576	(762,986)	9,281,974	12,303,675	3,535,690	(2,761,521)
Total Net Position	<u>82,349,619</u>	<u>(762,986)</u>	<u>20,480,254</u>	<u>36,797,859</u>	<u>11,679,659</u>	<u>24,513,642</u>

City of Casper, Wyoming
Utility Enterprise Funds Revenue and Expenditure Comparison
For Fiscal Year 2024 as of November 30, 2023
41.67 % OF THE FISCAL YEAR HAS ELAPSED

Utility Enterprise Funds YTD Revenue and Expenditure Comparison



Utility Enterprise Funds MTD Revenue and Expenditure Comparison



City of Casper, Wyoming
Water Distribution Fund Statement of Revenues and Expenditures
For Fiscal Year 2024 as of November 30, 2023
41.67 % OF THE FISCAL YEAR HAS ELAPSED

	Revised Budget	Current Year To Date	Current Year % of Budget
Revenues:			
Goods and Svcs Rev	\$ 13,835,685	\$ 7,156,638	51.73%
Misc Revenue	483,363	280,130	57.95%
Utility Revenue	874,000	401,403	45.93%
Other Sources	716,390	304,342	42.48%
Total Revenues	\$ 15,909,438	\$ 8,142,514	51.18%

	Revised Budget	Current Year To Date	Current Year % of Budget
Expenditures:			
Personnel Services	\$ 2,545,023	\$ 959,879	37.72%
Materials & Supplies	9,104,057	4,170,639	45.81%
Contractual Services	1,750,446	619,323	35.38%
Capital Outlay	10,169,230	938,450	9.23%
Debt Service	656,714	562,781	85.70%
Transfers Out	5,989	2,400	40.08%
Other Costs	210,708	80,186	38.06%
Utility Expense	27,200	5,243	19.28%
Total Expenditures	\$ 24,469,367	\$ 7,338,901	29.99%
Net Revenue (Shortfall)	\$ (8,559,929)	\$ 803,613	21.19%

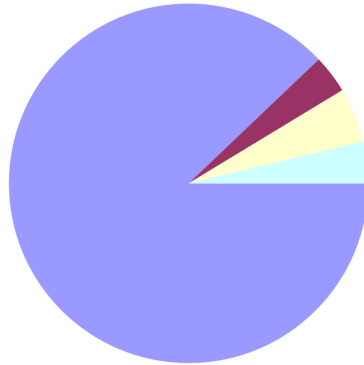
Water Distribution Fund Summary of Cash and Investments

Cash	\$ 430,660
Investments	24,313,151
	\$ 24,743,811

City of Casper, Wyoming
Water Distribution Fund Summary of Revenues and Expenditures
For Fiscal Year 2024 as of November 30, 2023
41.67 % OF THE FISCAL YEAR HAS ELAPSED

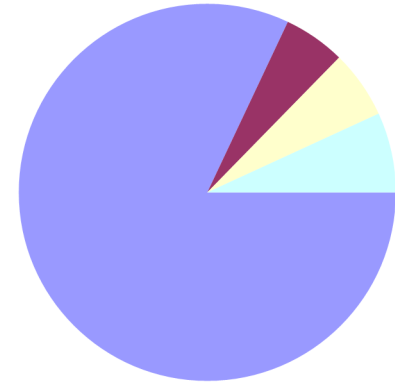
Year To Date Revenues
\$8,142,514

Goods and Svcs Rev-\$7,156,638
 Misc Revenue-\$280,130
 Utility Revenue-\$401,403
 Other Sources-\$304,342



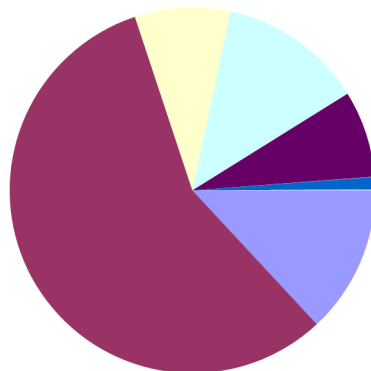
Month To Date Revenues
\$858,661

Goods and Svcs Rev-\$704,315
 Misc Revenue-\$45,485
 Utility Revenue-\$49,997
 Other Sources-\$58,864



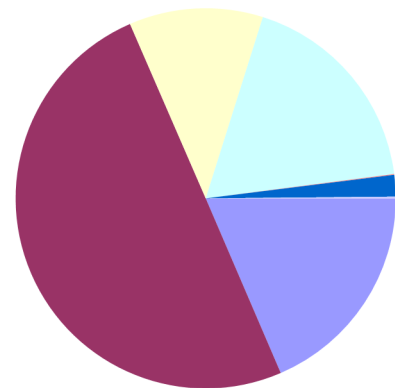
Year To Date Expenditures
\$7,338,901

Personnel Services-\$959,879
 Materials & Supplies-\$4,170,639
 Contractual Services-\$619,323
 Capital Outlay-\$938,450
 Debt Service-\$562,781
 Transfers Out-\$2,400
 Other Costs-\$80,186
 Utility Expense-\$5,243



Month To Date Expenditures
\$1,038,874

Personnel Services-\$192,610
 Materials & Supplies-\$518,814
 Contractual Services-\$118,265
 Capital Outlay-\$187,954
 Debt Service-\$0
 Transfers Out-\$670
 Other Costs-\$19,078
 Utility Expense-\$1,483



City of Casper, Wyoming
Water Treatment Plant Ops Fund Statement of Revenues and Expenditures
For Fiscal Year 2024 as of November 30, 2023
41.67 % OF THE FISCAL YEAR HAS ELAPSED

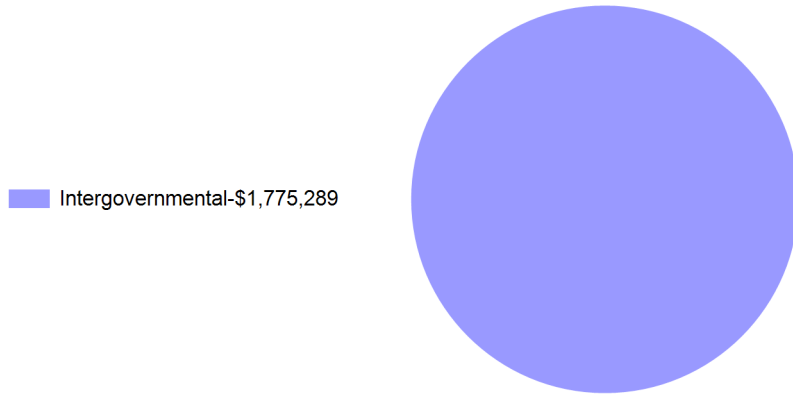
	Revised Budget	Current Year To Date	Current Year % of Budget
Revenues:			
Intergovernmental	\$ 4,344,283	\$ 1,775,289	40.86%
Total Revenues	\$ 4,344,283	\$ 1,775,289	40.86%
	Revised Budget	Current Year To Date	Current Year % of Budget
Expenditures:			
Personnel Services	\$ 1,274,037	\$ 436,193	34.24%
Materials & Supplies	2,575,300	1,172,042	45.51%
Contractual Services	397,623	158,965	39.98%
Other Costs	34,623	12,295	35.51%
Utility Expense	62,700	22,492	35.87%
Total Expenditures	\$ 4,344,283	\$ 1,801,987	41.48%
Net Revenue (Shortfall)	\$ -	\$ (26,697)	-0.61%

Water Treatment Plant Ops Fund Summary of Cash and Investments

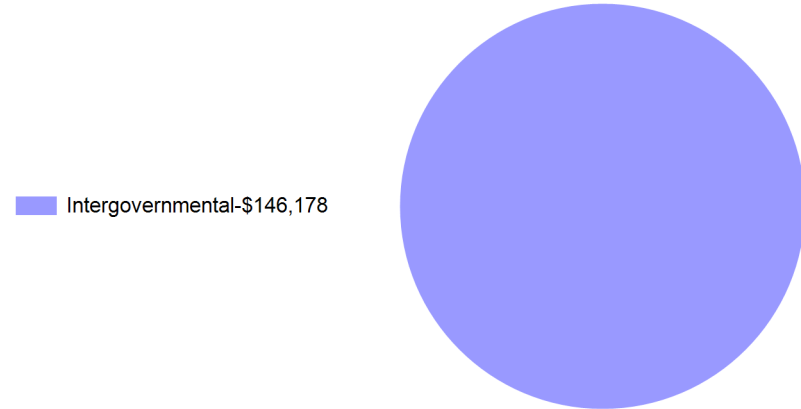
Cash	\$ (135,431)
Investments	-
	<u>\$ (135,431)</u>

City of Casper, Wyoming
Water Treatment Plant Ops Summary of Revenues and Expenditures
For Fiscal Year 2024 as of November 30, 2023
41.67 % OF THE FISCAL YEAR HAS ELAPSED

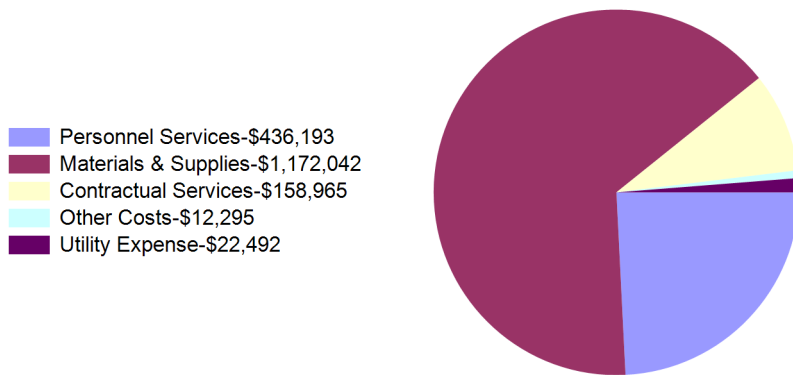
Year To Date Revenues
\$1,775,289



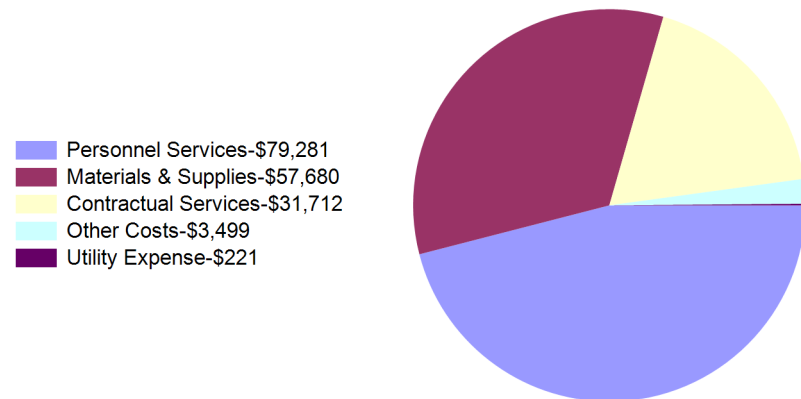
Month To Date Revenues
\$146,178



Year To Date Expenditures
\$1,801,987



Month To Date Expenditures
\$172,393



City of Casper, Wyoming
Sewer Fund Statement of Revenues and Expenditures
For Fiscal Year 2024 as of November 30, 2023
41.67 % OF THE FISCAL YEAR HAS ELAPSED

	Revised Budget	Current Year To Date	Current Year % of Budget
Revenues:			
Goods and Svcs Rev	\$ 7,780,599	\$ 3,140,271	40.36%
Misc Revenue	155,089	102,160	65.87%
Utility Revenue	40,000	10,321	25.80%
Other Sources	170,321	76,813	45.10%
Total Revenues	\$ 8,146,009	\$ 3,329,566	40.87%
Expenditures:			
Personnel Services	\$ 933,563	\$ 359,267	38.48%
Materials & Supplies	99,600	36,498	36.64%
Contractual Services	420,590	171,435	40.76%
Capital Outlay	4,144,709	275,794	6.65%
Transfers Out	292	100	34.25%
Other Costs	54,556	14,137	25.91%
Utility Expense	5,907,086	1,824,483	30.89%
Total Expenditures	\$ 11,560,396	\$ 2,681,714	23.20%
Net Revenue (Shortfall)	\$ (3,414,387)	\$ 647,851	17.68%

Sewer Fund Summary of Cash and Investments

Cash	\$ 124,461
Investments	9,255,174
	<u>\$ 9,379,635</u>

City of Casper, Wyoming

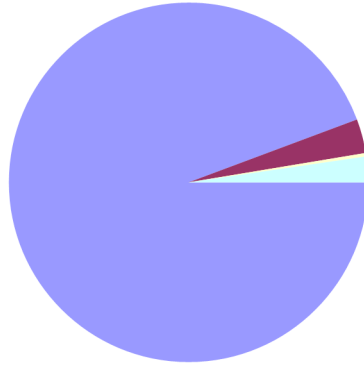
Sewer Fund Summary of Revenues and Expenditures

For Fiscal Year 2024 as of November 30, 2023

41.67 % OF THE FISCAL YEAR HAS ELAPSED

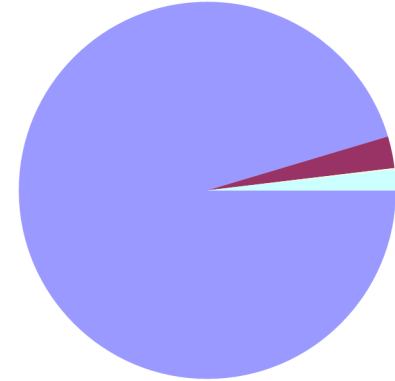
Year To Date Revenues
\$3,329,566

Goods and Svcs Rev-\$3,140,271
Misc Revenue-\$102,160
Utility Revenue-\$10,321
Other Sources-\$76,813



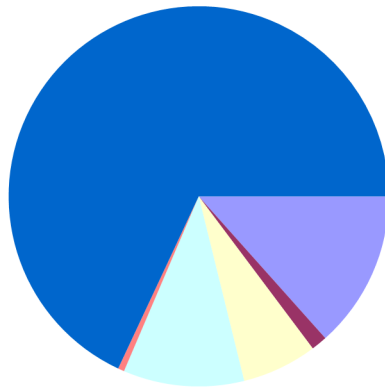
Month To Date Revenues
\$743,402

Goods and Svcs Rev-\$709,095
Misc Revenue-\$20,272
Utility Revenue-\$677
Other Sources-\$13,358



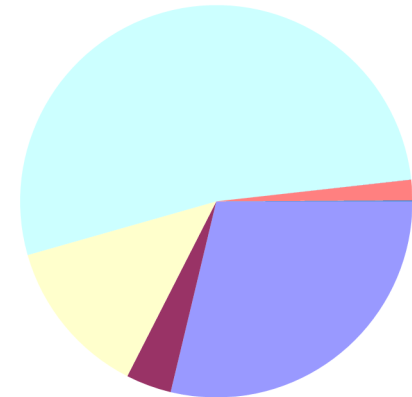
Year To Date Expenditures
\$2,681,714

Personnel Services-\$359,267
Materials & Supplies-\$36,498
Contractual Services-\$171,435
Capital Outlay-\$275,794
Transfers Out-\$100
Other Costs-\$14,137
Utility Expense-\$1,824,483



Month To Date Expenditures
\$258,944

Personnel Services-\$74,430
Materials & Supplies-\$9,724
Contractual Services-\$33,886
Capital Outlay-\$136,324
Transfers Out-\$28
Other Costs-\$4,384
Utility Expense-\$169



City of Casper, Wyoming
Wastewater Treatment Plant Fund Statement of Revenues and Expenditures
For Fiscal Year 2024 as of November 30, 2023
41.67 % OF THE FISCAL YEAR HAS ELAPSED

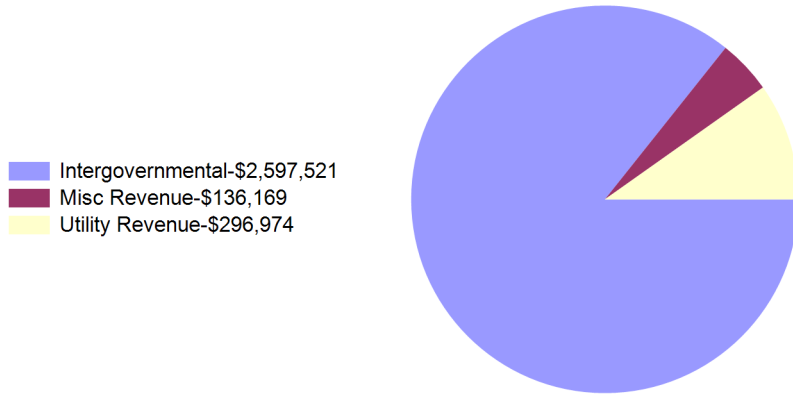
	Revised Budget	Current Year To Date	Current Year % of Budget
Revenues:			
Intergovernmental	\$ 9,967,708	\$ 2,597,521	26.06%
Misc Revenue	239,884	136,169	56.76%
Utility Revenue	630,000	296,974	47.14%
Total Revenues	\$ 10,837,592	\$ 3,030,664	27.96%
	Revised Budget	Current Year To Date	Current Year % of Budget
Expenditures:			
Personnel Services	\$ 1,694,252	\$ 647,395	38.21%
Materials & Supplies	1,434,200	312,906	21.82%
Contractual Services	799,632	289,969	36.26%
Capital Outlay	7,512,861	160,653	2.14%
Debt Service	846,297	759,906	89.79%
Other Costs	249,772	101,142	40.49%
Utility Expense	77,000	15,790	20.51%
Total Expenditures	\$ 12,614,014	\$ 2,287,760	18.14%
Net Revenue (Shortfall)	\$ (1,776,422)	\$ 742,904	9.83%

Wastewater Treatment Plant Fund Summary of Cash and Investments

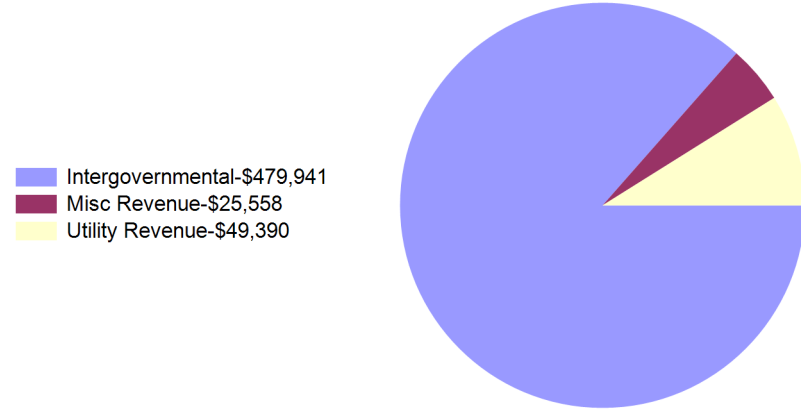
Cash	\$ 346,713
Investments	12,870,923
	<u>\$ 13,217,636</u>

City of Casper, Wyoming
Sewer Fund Summary of Revenues and Expenditures
For Fiscal Year 2024 as of November 30, 2023
41.67 % OF THE FISCAL YEAR HAS ELAPSED

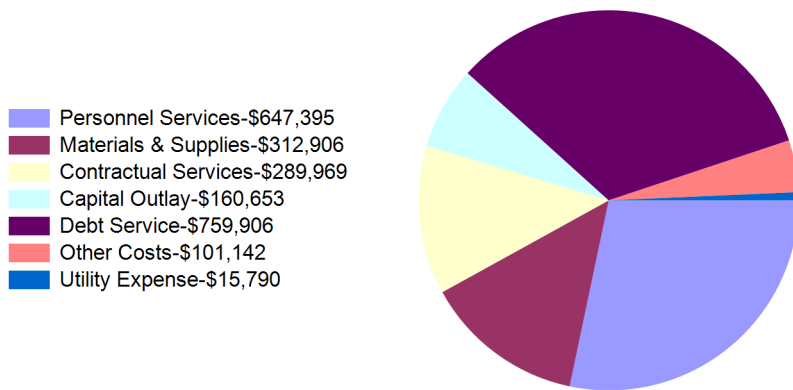
Year To Date Revenues
\$3,030,664



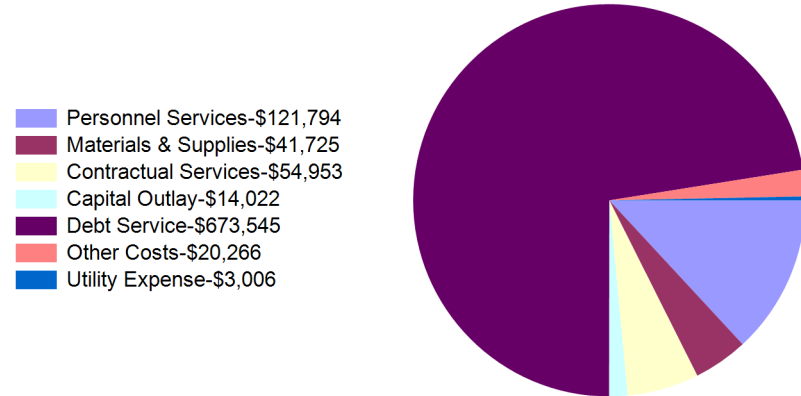
Month To Date Revenues
\$554,890



Year To Date Expenditures
\$2,287,760



Month To Date Expenditures
\$929,311



City of Casper, Wyoming
Refuse Collection Fund Statement of Revenues and Expenditures
For Fiscal Year 2024 as of November 30, 2023
41.67 % OF THE FISCAL YEAR HAS ELAPSED

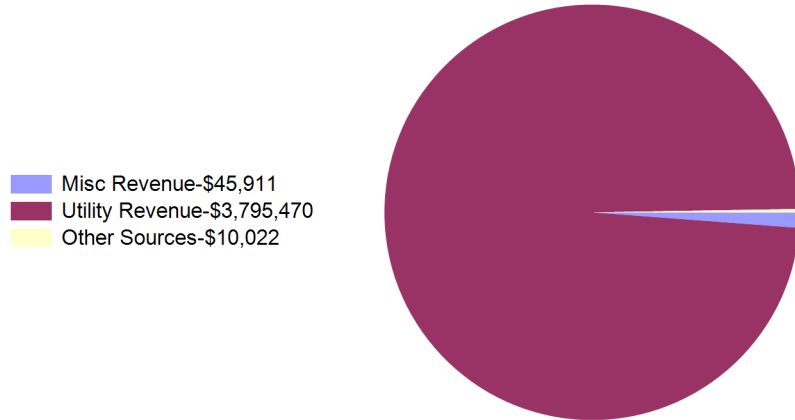
	Revised Budget	Current Year To Date	Current Year % of Budget
Revenues:			
Misc Revenue	\$ 69,978	\$ 45,911	65.61%
Utility Revenue	10,635,050	3,795,470	35.69%
Other Sources	10,022	10,022	100.00%
Total Revenues	\$ 10,715,050	\$ 3,851,402	35.94%
	Revised Budget	Current Year To Date	Current Year % of Budget
Expenditures:			
Personnel Services	\$ 2,749,165	\$ 1,037,256	37.73%
Materials & Supplies	714,302	258,321	36.16%
Contractual Services	4,360,111	1,942,355	44.55%
Capital Outlay	4,185,964	10,866	0.26%
Transfers Out	25,000	25,000	100.00%
Other Costs	124,968	43,997	35.21%
Utility Expense	3,000	711	23.71%
Total Expenditures	\$ 12,162,510	\$ 3,318,506	27.28%
Net Revenue (Shortfall)	\$ (1,447,460)	\$ 532,897	8.66%

Refuse Collection Fund Summary of Cash and Investments

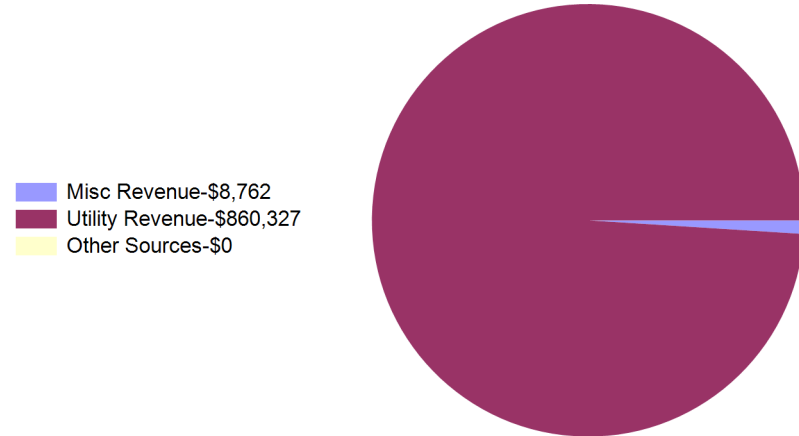
Cash	\$ 599,273
Investments	4,280,353
	\$ 4,879,625

City of Casper, Wyoming
Refuse Collection Fund Summary of Revenues and Expenditures
For Fiscal Year 2024 as of November 30, 2023
41.67 % OF THE FISCAL YEAR HAS ELAPSED

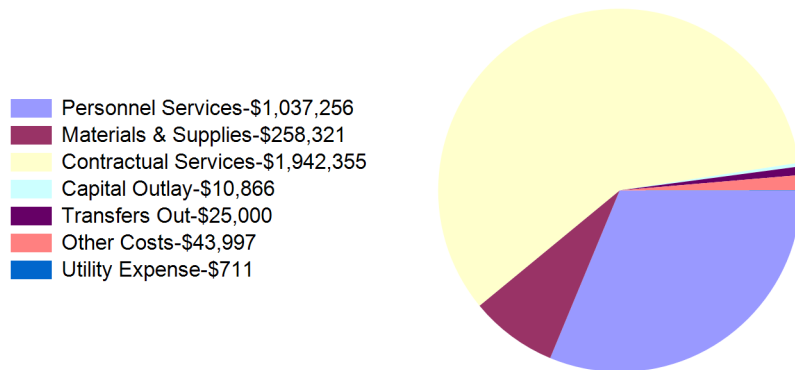
Year To Date Revenues
\$3,851,402



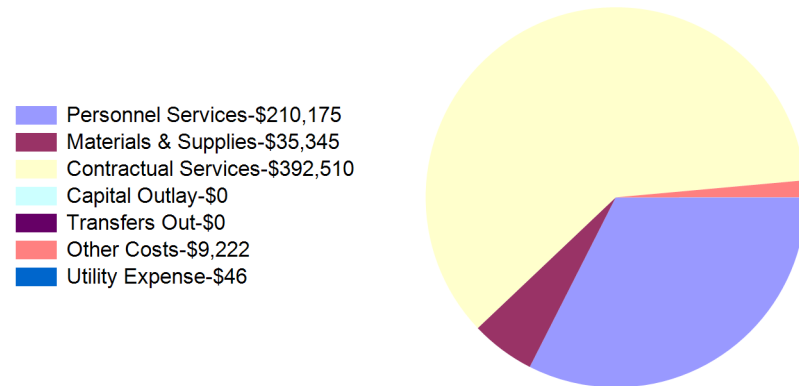
Month To Date Revenues
\$869,089



Year To Date Expenditures
\$3,318,506



Month To Date Expenditures
\$647,297



City of Casper, Wyoming
Balefill Fund Statement of Revenues and Expenditures
For Fiscal Year 2024 as of November 30, 2023
41.67 % OF THE FISCAL YEAR HAS ELAPSED


	Revised Budget	Current Year To Date	Current Year % of Budget
Revenues:			
Intergovernmental	\$ 955,140	\$ 37,174	3.89%
Goods and Svcs Rev	266,100	163,104	61.29%
Misc Revenue	276,588	94,569	34.19%
Utility Revenue	6,629,900	3,098,094	46.73%
Total Revenues	\$ 8,127,728	\$ 3,392,941	41.75%
	Revised Budget	Current Year To Date	Current Year % of Budget
Expenditures:			
Personnel Services	\$ 2,634,229	\$ 966,717	36.70%
Materials & Supplies	1,567,552	347,792	22.19%
Contractual Services	2,744,377	815,346	29.71%
Capital Outlay	4,555,127	1,005,303	22.07%
Debt Service	482,346	342,174	70.94%
Transfers Out	10,000	10,000	100.00%
Other Costs	246,929	94,344	38.21%
Utility Expense	22,550	13,664	60.60%
Total Expenditures	\$ 12,263,110	\$ 3,595,340	29.32%
Net Revenue (Shortfall)	\$ (4,135,381)	\$ (202,399)	12.43%

Balefill Fund Summary of Cash and Investments

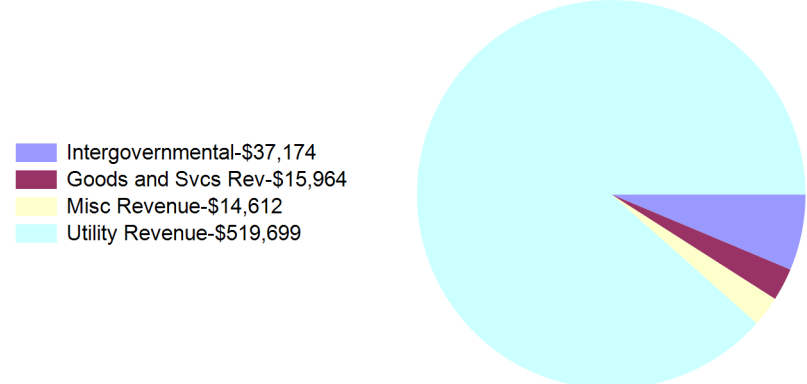
Cash	\$ 87,273
Investments	7,386,971
	<u>\$ 7,474,245</u>

City of Casper, Wyoming
Balefill Fund Summary of Revenues and Expenditures
For Fiscal Year 2024 as of November 30, 2023
41.67 % OF THE FISCAL YEAR HAS ELAPSED

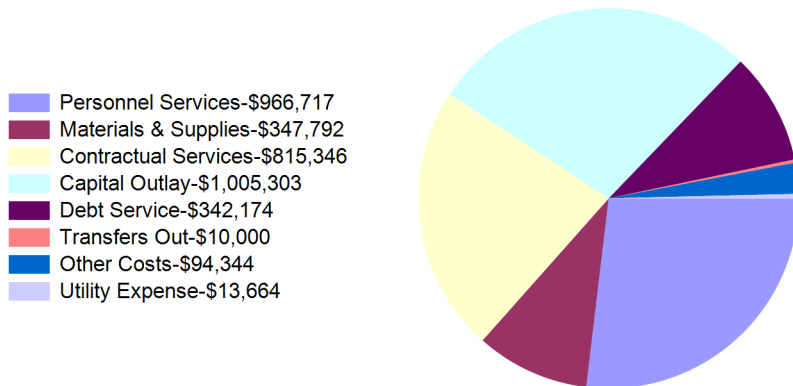
Year To Date Revenues
\$3,392,941



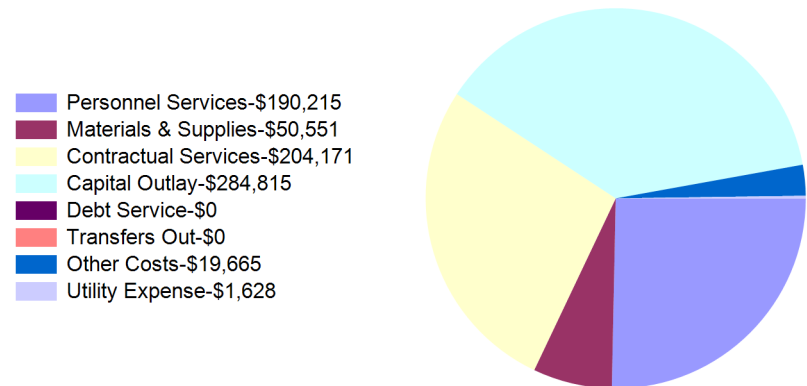
Month To Date Revenues
\$587,450



Year To Date Expenditures
\$3,595,340



Month To Date Expenditures
\$751,045

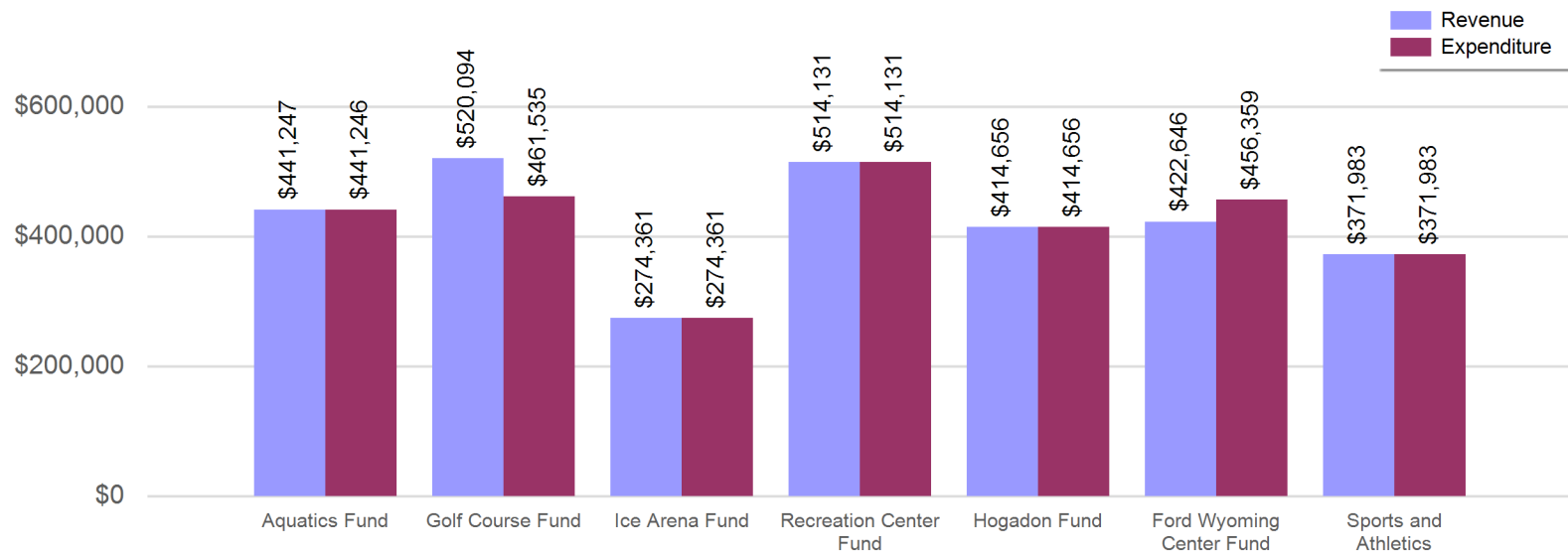


City of Casper, Wyoming
Parks & Recreation Enterprise Funds Consolidated Balance Sheet
For Fiscal Year 2024 as of November 30, 2023
41.67 % OF THE FISCAL YEAR HAS ELAPSED

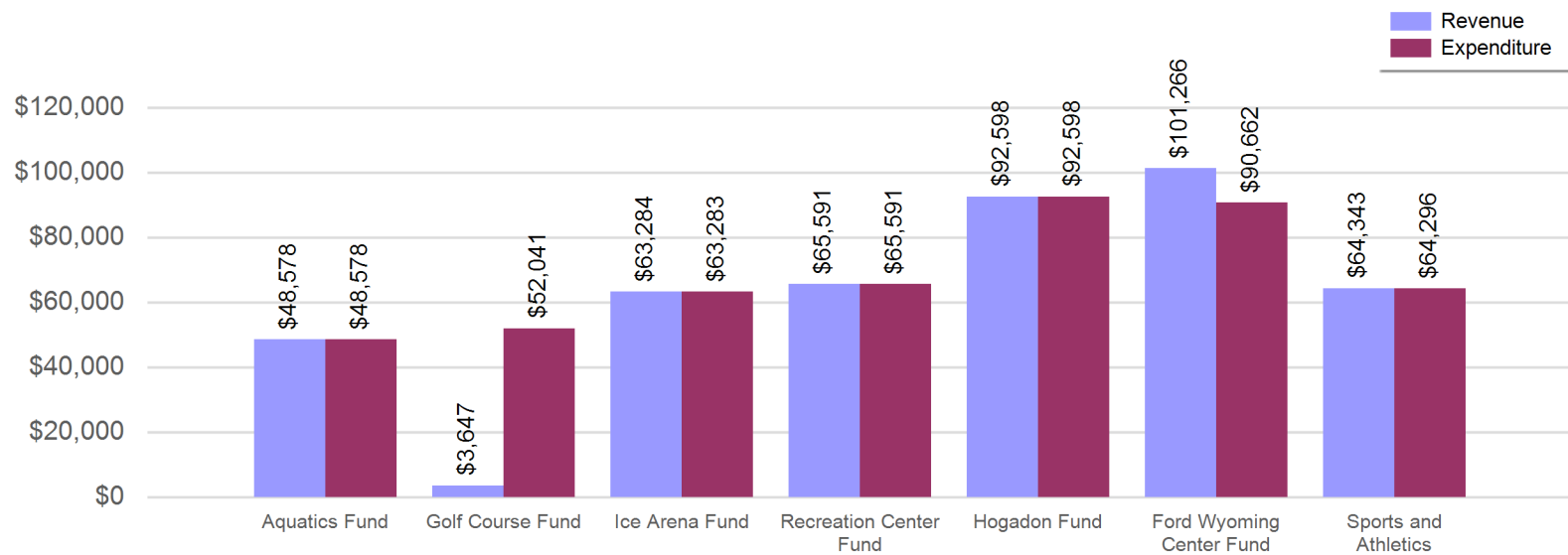
	Aquatics Fund	Golf Course Fund	Ice Arena Fund	Recreation Center Fund	Hogadon Fund	Ford Wyoming Center Fund	Sports and Athletics
ASSETS							
Current Assets							
Cash	3,449	647,500	(2,814)	21,187	(34,695)	786,847	15,759
Investments						800,277	
Inventory		35,273			20,495		
Grants Receivable						-	
Accounts Receivable		2,811	8,482	623	40,238	20,084	
Lease Receivable - Short Term		23,792				15,119	
Total Current Assets	3,449	709,375	5,667	21,810	26,039	1,622,327	15,759
Capital Assets							
Land, Buildings & Improvements	14,432,867	7,097,801	5,328,515	7,333,709	10,372,812	34,200,275	
Equipment	47,801	1,272,125	302,111	387,647	2,329,091	1,755,264	
Accumulated Depreciation	(3,990,239)	(5,495,973)	(2,123,904)	(5,122,466)	(4,189,634)	(23,706,318)	
Total Capital Assets	10,490,430	2,873,954	3,506,722	2,598,890	8,512,269	12,249,221	
Non-Current Assets							
Lease Receivable - Long Term						148,351	
Total Assets	10,493,879	3,583,329	3,512,390	2,620,699	8,538,307	14,019,899	15,759
DEFERRED OUTFLOWS OF RESOURCES							
Total Deferred Outflows Of Resources	58,265	109,974	55,189	162,028	147,176		
LIABILITIES							
Current Liabilities							
Accounts Payable	3,449	11,531	5,703	14,577	26,039	1,583,803	15,759
Accrued Wages and Benefits Payable	-	-	(36)	79	-		-
Deferred Revenue		936		7,154			
Total Current Liabilities	3,449	12,467	5,667	21,810	26,039	1,583,803	15,759
Non-Current Liabilities							
Accrued Comp ABS	15,654	20,647	6,699	22,755	20,085		-
Net Pension Liability	221,654	375,107	159,136	463,200	394,999		
Net OPEB Liability	4,738	10,269	6,046	17,872	17,023		
Total Non-Current Liabilities	242,046	406,023	171,881	503,828	432,107		-
Total Liabilities	245,495	418,491	177,548	525,638	458,146	1,583,803	15,759
DEFERRED INFLOWS OF RESOURCES							
Total Deferred Inflows Of Resources	3,281	30,130	3,403	10,013	9,245	155,924	
NET POSITION							
Net Investment in Capital Assets	10,490,430	2,897,745	3,506,722	2,598,890	8,512,269	12,412,691	
Unrestricted	(187,062)	346,937	(120,095)	(351,814)	(294,177)	(132,519)	-
Total Net Position	10,303,368	3,244,682	3,386,628	2,247,076	8,218,092	12,280,172	-

City of Casper, Wyoming
Parks & Recreation Enterprise Funds Revenue and Expenditure Comparison
For Fiscal Year 2024 as of November 30, 2023
41.67 % OF THE FISCAL YEAR HAS ELAPSED

Parks & Recreation Enterprise Funds YTD Revenue and Expenditure Comparison



Parks & Recreation Enterprise Funds MTD Revenue and Expenditure Comparison



City of Casper, Wyoming
Aquatics Fund Statement of Revenues and Expenditures
For Fiscal Year 2024 as of November 30, 2023
41.67 % OF THE FISCAL YEAR HAS ELAPSED

	Revised Budget	Current Year To Date	Current Year % of Budget
Revenues:			
Goods and Svcs Rev	\$ 581,662	\$ 138,606	23.83%
Misc Revenue	70,650	8,179	11.58%
Other Sources	528,854	294,462	55.68%
Total Revenues	\$ 1,181,166	\$ 441,247	37.36%

	Revised Budget	Current Year To Date	Current Year % of Budget
Expenditures:			
Personnel Services	\$ 603,325	\$ 226,066	37.47%
Materials & Supplies	268,396	72,906	27.16%
Contractual Services	226,977	97,031	42.75%
Other Costs	60,918	23,357	38.34%
Utility Expense	21,550	21,887	101.56%
Total Expenditures	\$ 1,181,166	\$ 441,246	37.36%

Net Revenue (Shortfall)	\$ -	\$ -	0.00%
--------------------------------	-------------	-------------	--------------

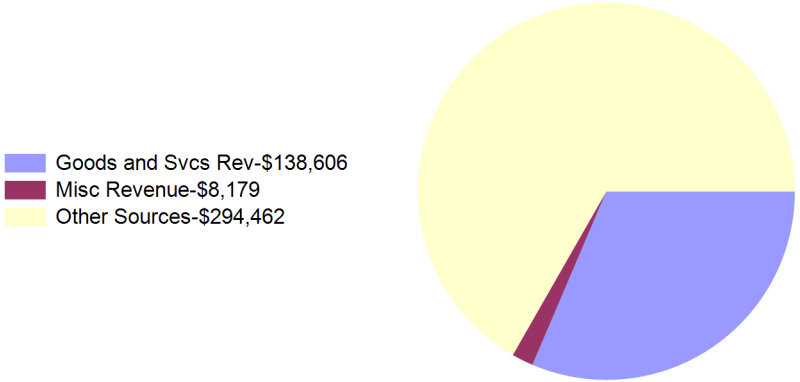
Cost Recovery **33.27 %**

Aquatics Fund Summary of Cash and Investments


Cash	\$ 3,449
Investments	-
	<u>\$ 3,449</u>

City of Casper, Wyoming
Aquatics Fund Summary of Revenues and Expenditures
For Fiscal Year 2024 as of November 30, 2023
41.67 % OF THE FISCAL YEAR HAS ELAPSED

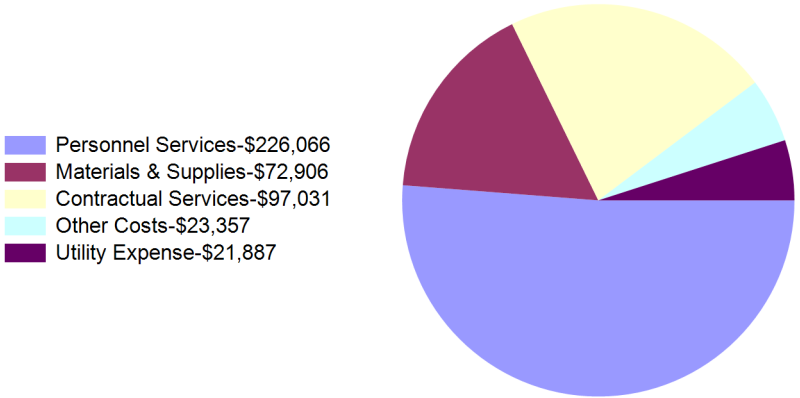
Year To Date Revenues
\$441,247



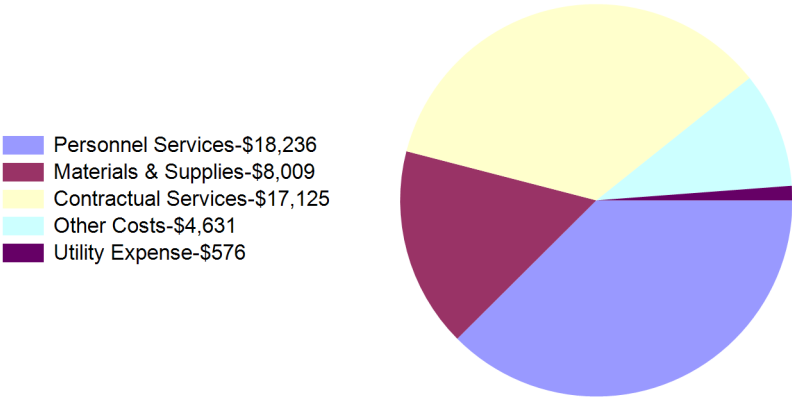
Month To Date Revenues
\$48,578



Year To Date Expenditures
\$441,246



Month To Date Expenditures
\$48,578



City of Casper, Wyoming
Golf Fund Statement of Revenues and Expenditures
For Fiscal Year 2024 as of November 30, 2023
41.67 % OF THE FISCAL YEAR HAS ELAPSED

	Revised Budget	Current Year To Date	Current Year % of Budget
Revenues:			
Goods and Svcs Rev	\$ 793,000	\$ 321,588	40.55%
Misc Revenue	321,000	198,506	61.84%
Total Revenues	\$ 1,114,000	\$ 520,094	46.69%

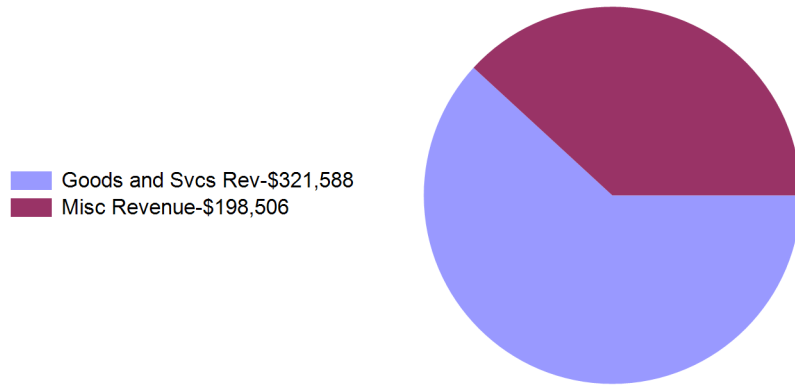
	Revised Budget	Current Year To Date	Current Year % of Budget
Expenditures:			
Personnel Services	\$ 562,178	\$ 262,539	46.70%
Materials & Supplies	184,848	75,725	40.97%
Contractual Services	146,545	102,230	69.76%
Capital Outlay	122,900	-	0.00%
Other Costs	42,281	12,368	29.25%
Utility Expense	23,000	8,672	37.70%
Total Expenditures	\$ 1,081,752	\$ 461,535	42.67%
Net Revenue (Shortfall)	\$ 32,248	\$ 58,559	4.02%

Golf Fund Summary of Cash and Investments

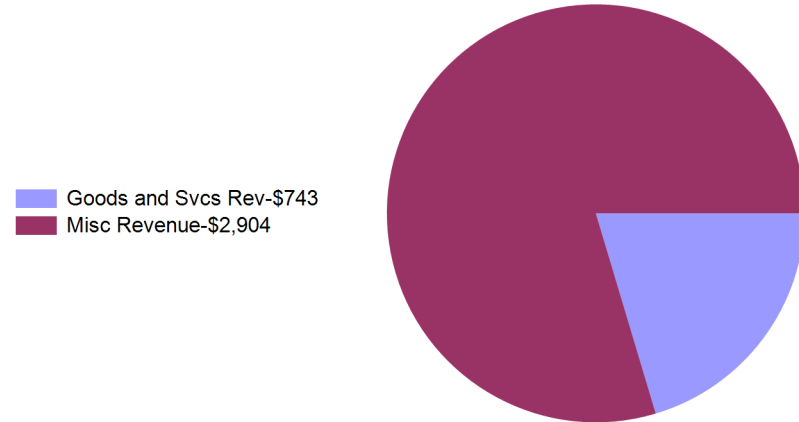
Cash	\$ 647,500
Investments	-
	<u>\$ 647,500</u>

City of Casper, Wyoming
Golf Fund Summary of Revenues and Expenditures
For Fiscal Year 2024 as of November 30, 2023
41.67 % OF THE FISCAL YEAR HAS ELAPSED

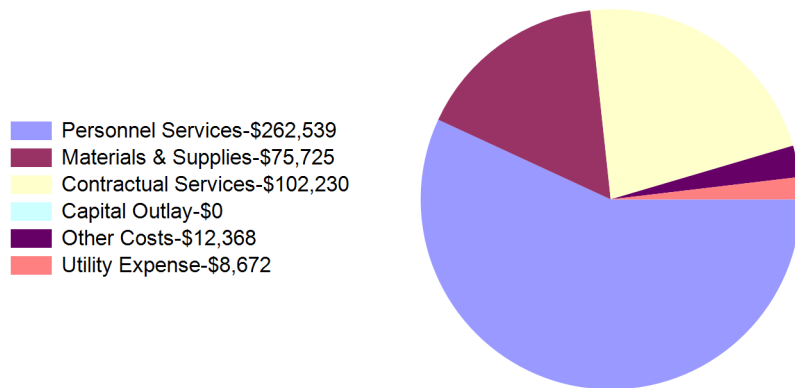
Year To Date Revenues
\$520,094



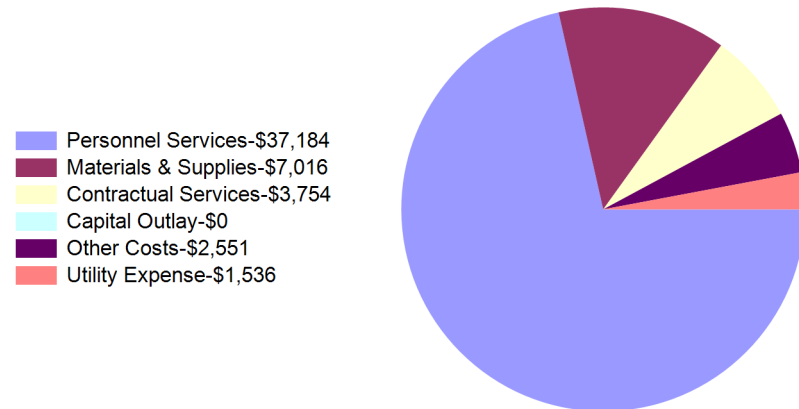
Month To Date Revenues
\$3,647



Year To Date Expenditures
\$461,535



Month To Date Expenditures
\$52,041



City of Casper, Wyoming
Ice Arena Fund Statement of Revenues and Expenditures
For Fiscal Year 2024 as of November 30, 2023
41.67 % OF THE FISCAL YEAR HAS ELAPSED

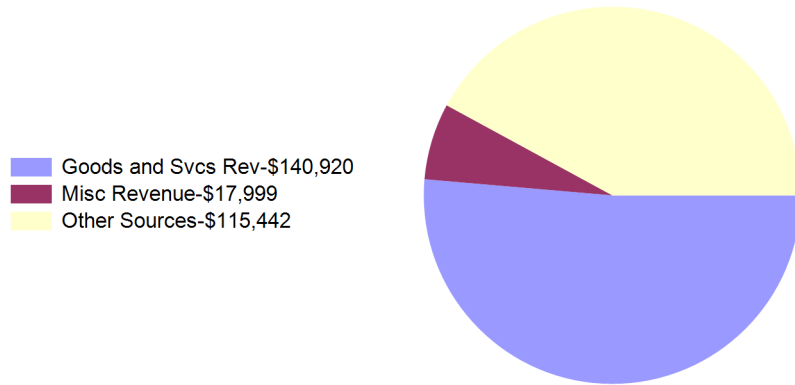
	<u>Revised Budget</u>	<u>Current Year To Date</u>	<u>Current Year % of Budget</u>
Revenues:			
Goods and Svcs Rev	\$ 374,700	\$ 140,920	37.61%
Misc Revenue	33,860	17,999	53.16%
Other Sources	268,617	115,442	42.98%
Total Revenues	\$ 677,177	\$ 274,361	40.52%
	<u>Revised Budget</u>	<u>Current Year To Date</u>	<u>Current Year % of Budget</u>
Expenditures:			
Personnel Services	\$ 349,131	\$ 145,489	41.67%
Materials & Supplies	137,576	55,406	40.27%
Contractual Services	153,193	58,487	38.18%
Other Costs	21,477	9,513	44.29%
Utility Expense	15,800	5,465	34.59%
Total Expenditures	\$ 677,177	\$ 274,361	40.52%
Net Revenue (Shortfall)	\$ -	\$ -	0.00%
Cost Recovery	57.92 %		

Ice Arena Fund Summary of Cash and Investments

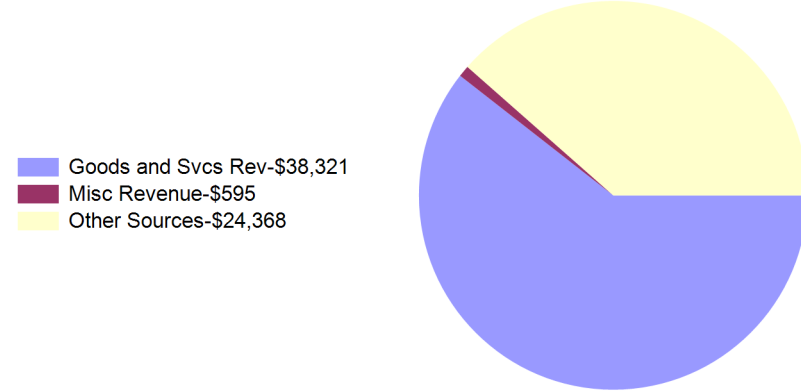
Cash	\$ (2,814)
Investments	-
	<u>\$ (2,814)</u>

City of Casper, Wyoming
Ice Arena Fund Summary of Revenues and Expenditures
For Fiscal Year 2024 as of November 30, 2023
41.67 % OF THE FISCAL YEAR HAS ELAPSED

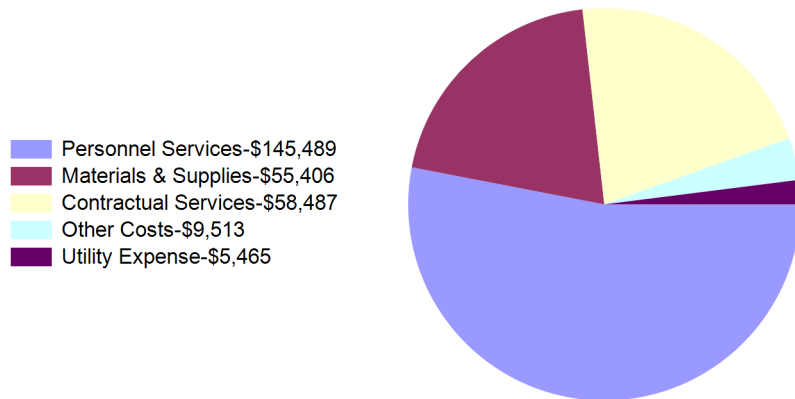
Year To Date Revenues
\$274,361



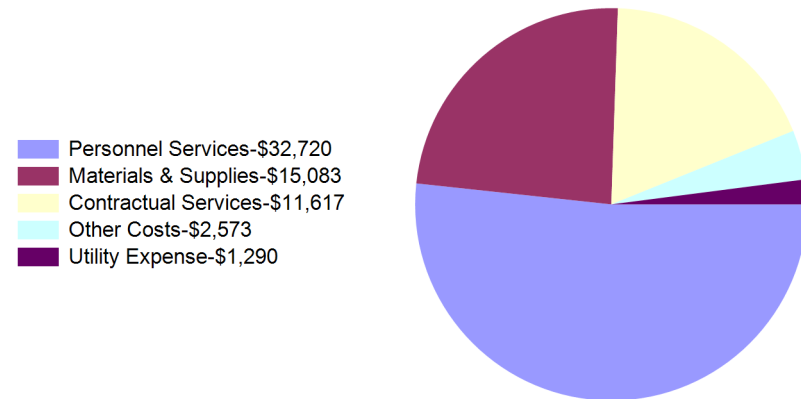
Month To Date Revenues
\$63,284



Year To Date Expenditures
\$274,361



Month To Date Expenditures
\$63,283



City of Casper, Wyoming
Recreation Center Statement of Revenues and Expenditures
For Fiscal Year 2024 as of November 30, 2023
41.67 % OF THE FISCAL YEAR HAS ELAPSED

	Revised Budget	Current Year To Date	Current Year % of Budget
Revenues:			
Intergovernmental	\$ 113,248	\$ 105,627	93.27%
Goods and Svcs Rev	402,800	85,744	21.29%
Misc Revenue	22,000	18,616	84.62%
Other Sources	614,629	304,144	49.48%
Total Revenues	\$ 1,152,677	\$ 514,131	44.60%

	Revised Budget	Current Year To Date	Current Year % of Budget
Expenditures:			
Personnel Services	\$ 635,902	\$ 249,758	39.28%
Materials & Supplies	188,220	122,349	65.00%
Contractual Services	197,433	86,819	43.97%
Other Costs	105,822	47,949	45.31%
Utility Expense	25,300	7,256	28.68%
Total Expenditures	\$ 1,152,677	\$ 514,131	44.60%
Net Revenue (Shortfall)	\$ -	\$ -	0.00%

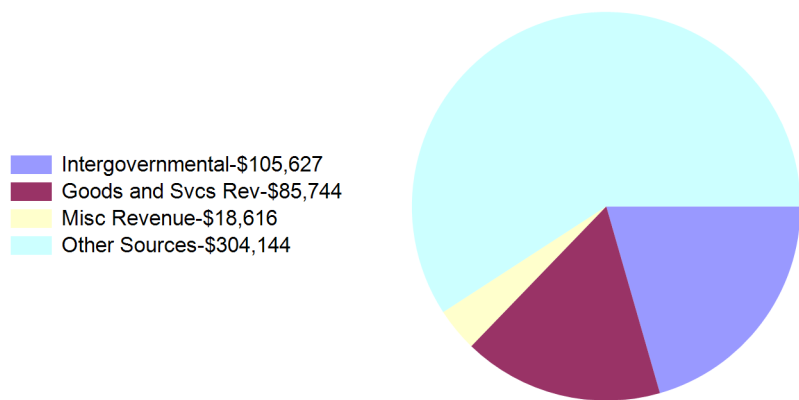
Cost Recovery **40.84 %**

Recreation Center Fund Summary of Cash and Investments

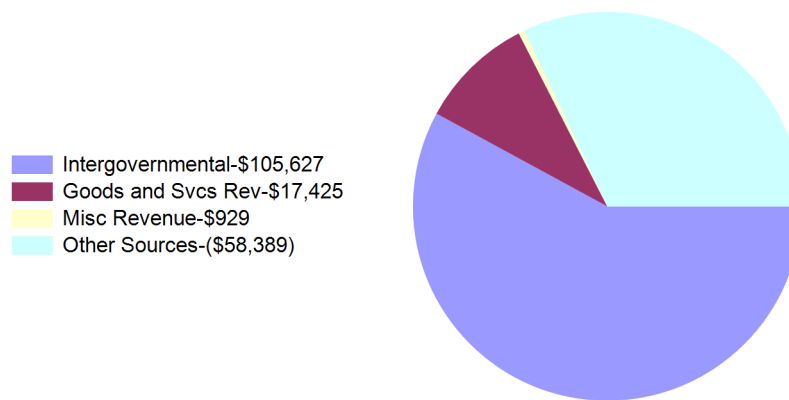
Cash	\$ 21,187
Investments	-
	<u>\$ 21,187</u>

City of Casper, Wyoming
Recreation Center Fund Summary of Revenues and Expenditures
For Fiscal Year 2024 as of November 30, 2023
41.67 % OF THE FISCAL YEAR HAS ELAPSED

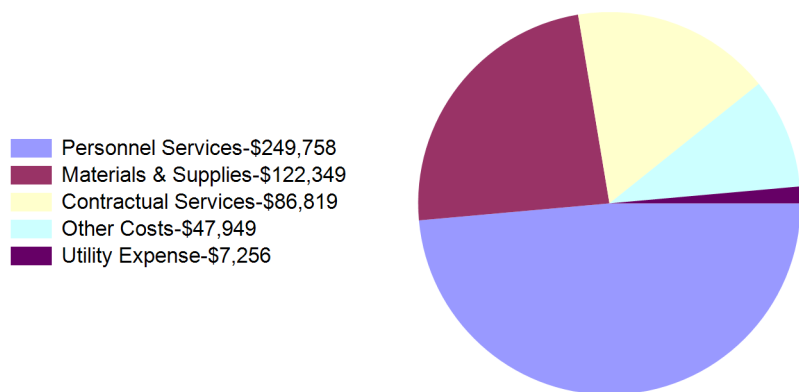
Year To Date Revenues
\$514,131



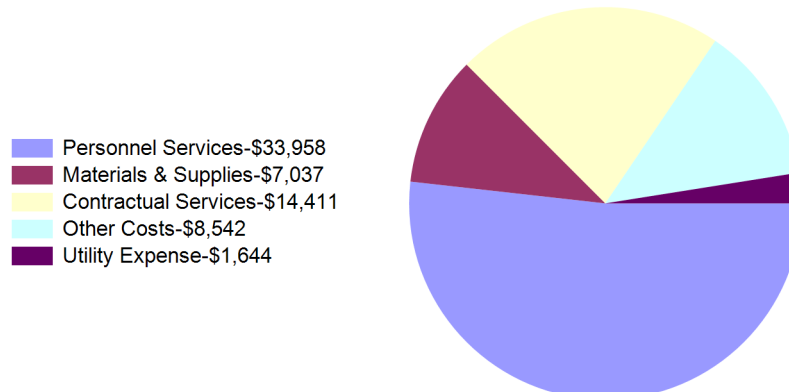
Month To Date Revenues
\$65,591



Year To Date Expenditures
\$514,131



Month To Date Expenditures
\$65,591



City of Casper, Wyoming
Hogadon Fund Statement of Revenues and Expenditures
For Fiscal Year 2024 as of November 30, 2023
41.67 % OF THE FISCAL YEAR HAS ELAPSED

	Revised Budget	Current Year To Date	Current Year % of Budget
Revenues:			
Goods and Svcs Rev	\$ 732,000	\$ 227,140	31.03%
Misc Revenue	70,000	4,750	6.79%
Other Sources	275,465	182,766	66.35%
Total Revenues	\$ 1,077,465	\$ 414,656	38.48%

	Revised Budget	Current Year To Date	Current Year % of Budget
Expenditures:			
Personnel Services	\$ 541,400	\$ 174,701	32.27%
Materials & Supplies	294,207	111,192	37.79%
Contractual Services	161,393	97,649	60.50%
Other Costs	91,215	30,458	33.39%
Utility Expense	3,000	656	21.85%
Total Expenditures	\$ 1,091,215	\$ 414,656	38.00%
Net Revenue (Shortfall)	\$ (13,750)	\$ -	0.48%

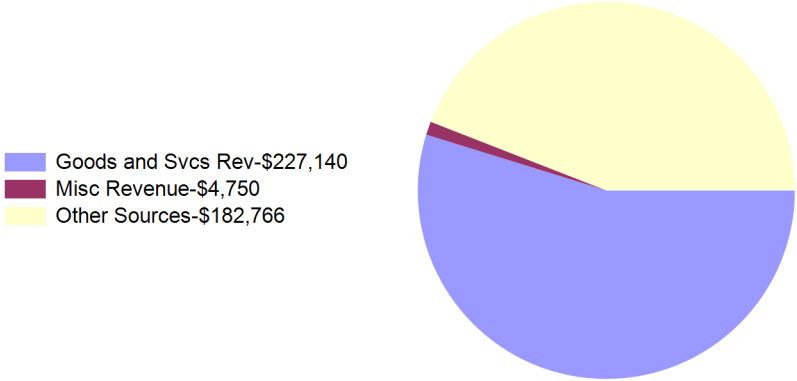
Cost Recovery **55.92 %**

Hogadon Fund Summary of Cash and Investments

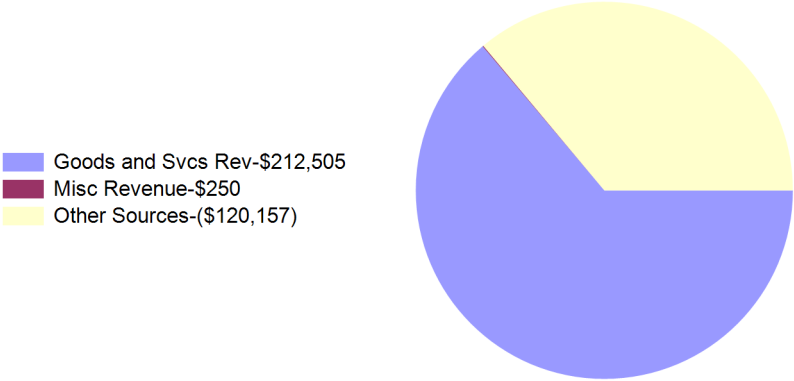
Cash	\$ (34,695)
Investments	-
	<u>\$ (34,695)</u>

City of Casper, Wyoming
Hogadon Fund Summary of Revenues and Expenditures
For Fiscal Year 2024 as of November 30, 2023
41.67 % OF THE FISCAL YEAR HAS ELAPSED

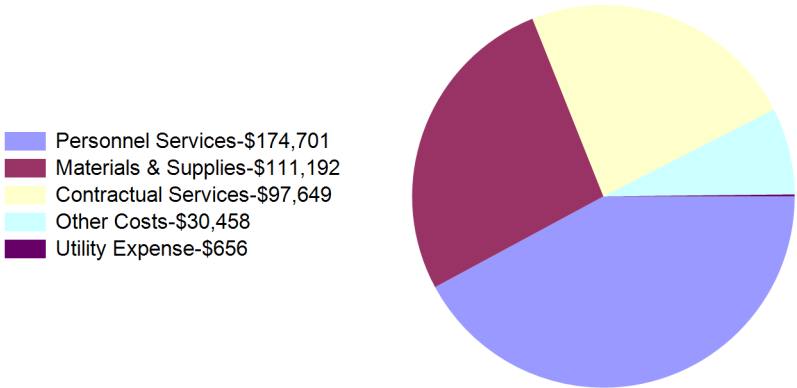
Year To Date Revenues
\$414,656



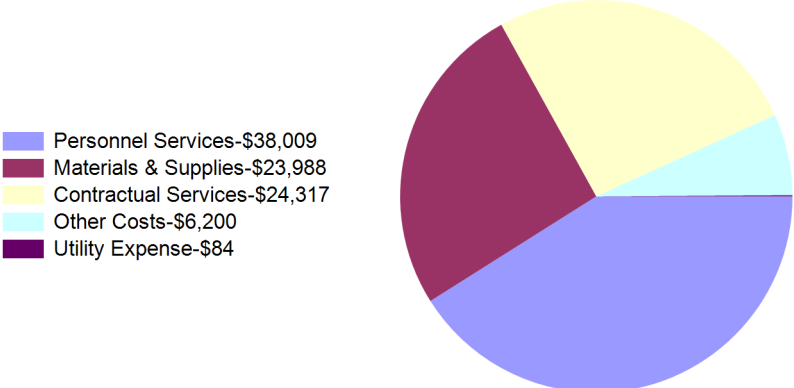
Month To Date Revenues
\$92,598



Year To Date Expenditures
\$414,656



Month To Date Expenditures
\$92,598



City of Casper, Wyoming
Ford Wyoming Center Statement of Revenues and Expenditures
For Fiscal Year 2024 as of November 30, 2023
41.67 % OF THE FISCAL YEAR HAS ELAPSED

	Revised Budget	Current Year To Date	Current Year % of Budget
Revenues:			
Intergovernmental	\$ 4,945	\$ 4,844	97.96%
Misc Revenue	18,250	30,683	168.12%
Other Sources	1,084,080	387,119	35.71%
Total Revenues	\$ 1,107,275	\$ 422,646	38.17%

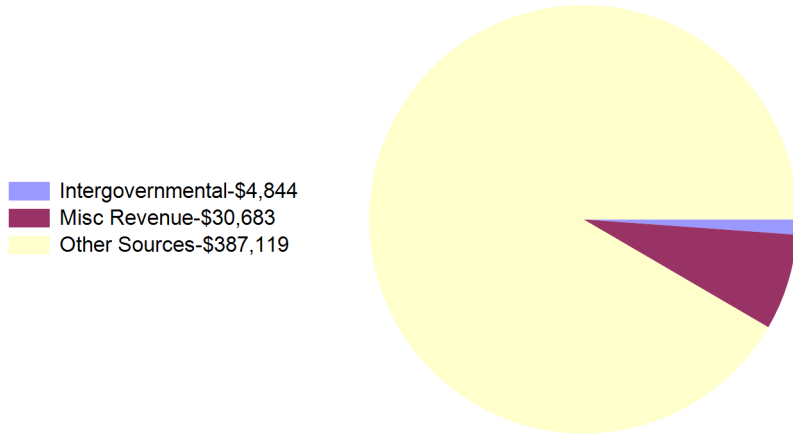
	Revised Budget	Current Year To Date	Current Year % of Budget
Expenditures:			
Materials & Supplies	\$ 3,786	\$ 3,786	100.01%
Contractual Services	920,000	373,335	40.58%
Capital Outlay	4,945	4,844	97.96%
Other Costs	178,544	74,393	41.67%
Total Expenditures	\$ 1,107,275	\$ 456,359	41.21%
Net Revenue (Shortfall)	\$ -	\$ (33,713)	-3.04%

Ford Wyoming Center Summary of Cash and Investments

Cash	\$ 786,847
Investments	800,277
	<u>\$ 1,587,124</u>

City of Casper, Wyoming
Ford Wyoming Center Summary of Revenues and Expenditures
 For Fiscal Year 2024 as of November 30, 2023
 41.67 % OF THE FISCAL YEAR HAS ELAPSED

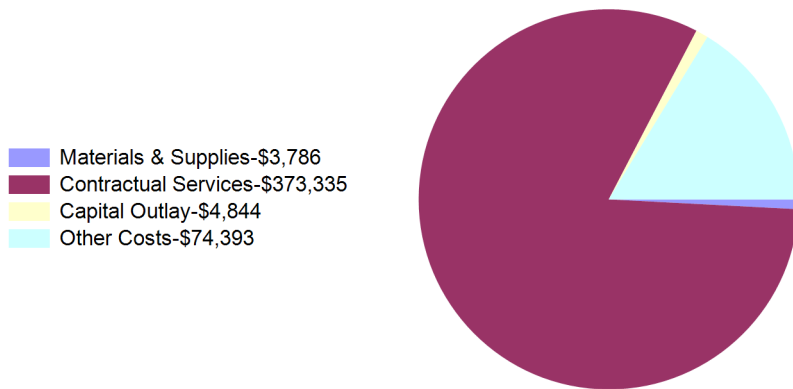
Year To Date Revenues
\$422,646



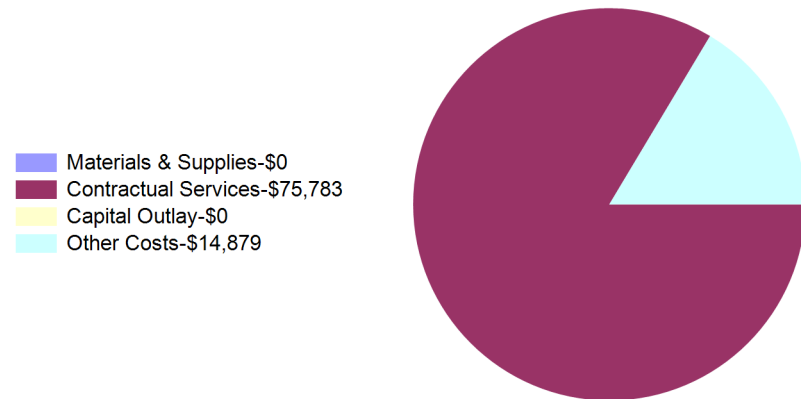
Month To Date Revenues
\$101,266



Year To Date Expenditures
\$456,359



Month To Date Expenditures
\$90,662



City of Casper, Wyoming
Sports & Athletics Statement of Revenues and Expenditures
For Fiscal Year 2024 as of November 30, 2023
41.67 % OF THE FISCAL YEAR HAS ELAPSED


	Revised Budget	Current Year To Date	Current Year % of Budget
Revenues:			
Goods and Svcs Rev	\$ 278,250	\$ 97,970	35.21%
Misc Revenue	83,850	50	0.06%
Other Sources	740,113	273,963	37.02%
Total Revenues	\$ 1,102,213	\$ 371,983	33.75%
	Revised Budget	Current Year To Date	Current Year % of Budget
Expenditures:			
Personnel Services	\$ 590,998	\$ 211,286	35.75%
Materials & Supplies	199,600	65,002	32.57%
Contractual Services	196,825	36,537	18.56%
Other Costs	66,790	24,899	37.28%
Utility Expense	48,000	34,260	71.37%
Total Expenditures	\$ 1,102,213	\$ 371,983	33.75%
Net Revenue (Shortfall)	\$ -	\$ -	0.00%
Cost Recovery	26.35 %		

Sports & Athletics Summary of Cash and Investments


Cash	\$ 15,759
Investments	-
	<u>\$ 15,759</u>

City of Casper, Wyoming
Sports & Athletics Summary of Revenues and Expenditures
For Fiscal Year 2024 as of November 30, 2023
41.67 % OF THE FISCAL YEAR HAS ELAPSED

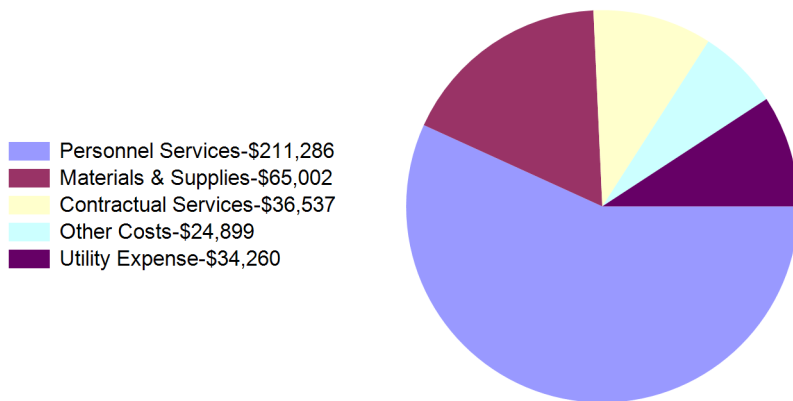
Year To Date Revenues
\$371,983



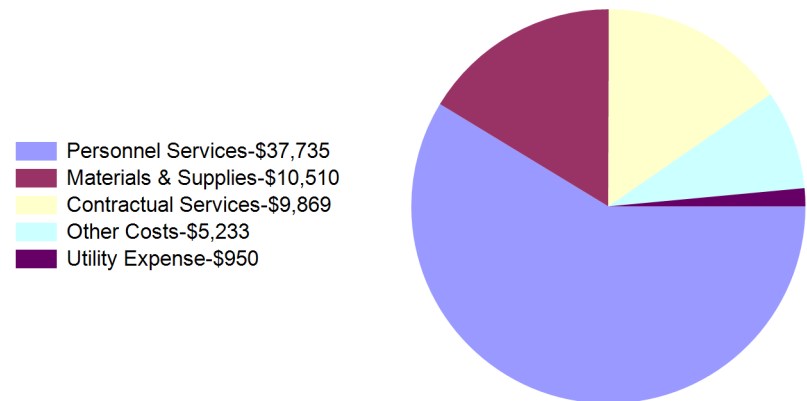
Month To Date Revenues
\$64,343



Year To Date Expenditures
\$371,983



Month To Date Expenditures
\$64,296

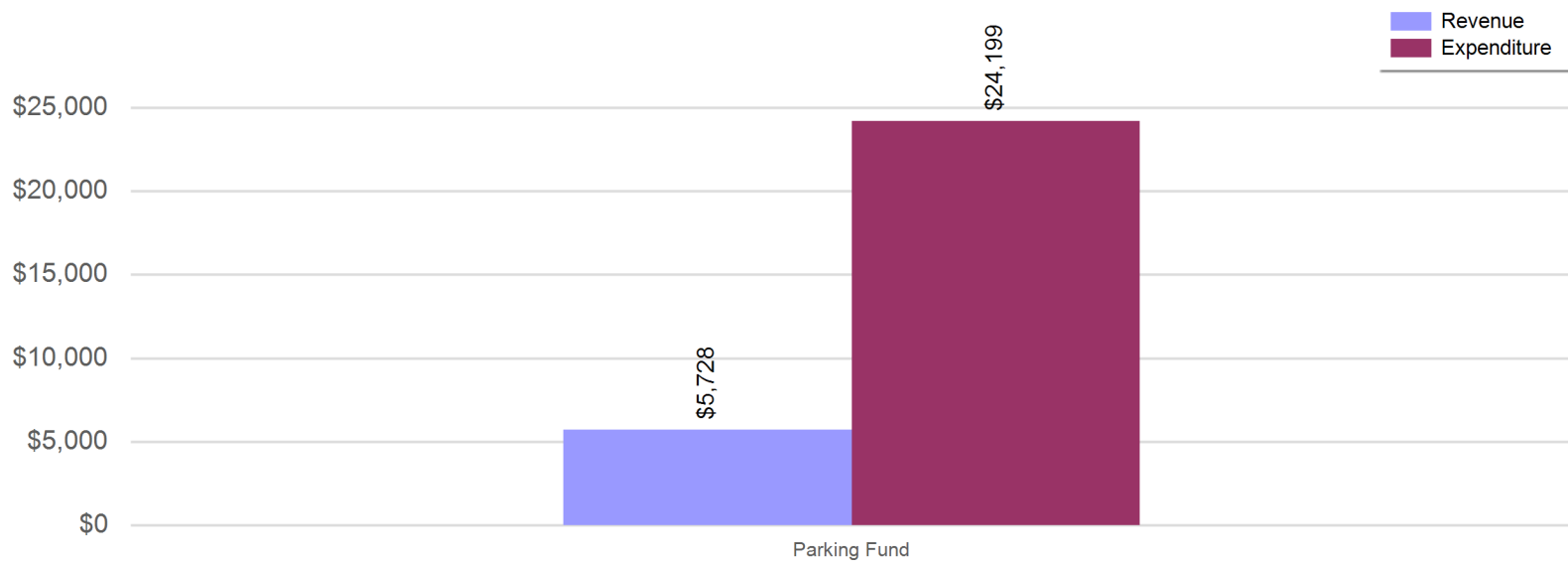


City of Casper, Wyoming
Other Enterprise Funds Balance Sheet
For Fiscal Year 2024 as of November 30, 2023
41.67 % OF THE FISCAL YEAR HAS ELAPSED

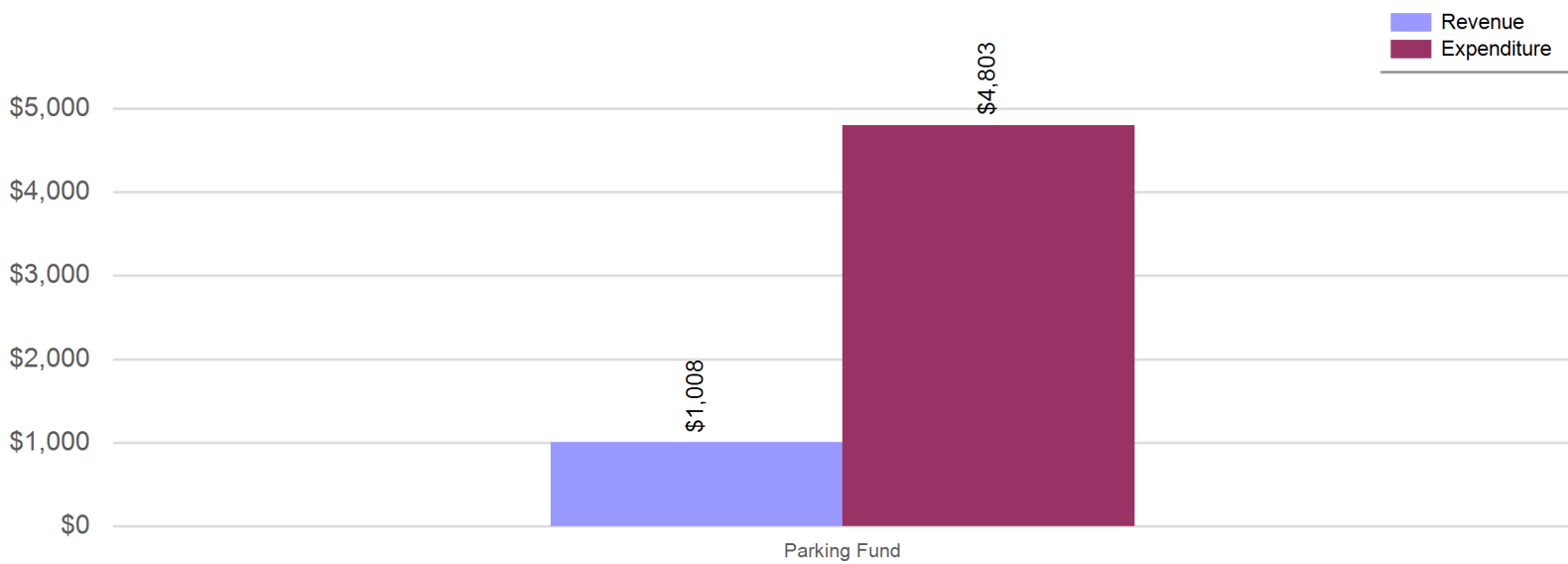
	<u>Parking Fund</u>
ASSETS	
Current Assets	
Cash	43,461
Investments	70,710
Market Adjustments	-
Accounts Receivable	690
Lease Receivable - Short Term	13,453
Total Current Assets	<u>128,314</u>
Capital Assets	
Land, Buildings & Improvements	2,981,187
Equipment	55,379
Accumulated Depreciation	(2,216,527)
Total Capital Assets	<u>820,039</u>
Non-Current Assets	
Lease Receivable - Long Term	232,578
Total Assets	<u>1,180,931</u>
LIABILITIES	
Current Liabilities	
Accounts Payable	-
Total Current Liabilities	<u>-</u>
Total Liabilities	<u>-</u>
DEFERRED INFLOWS OF RESOURCES	
Total Deferred Inflows Of Resources	<u>235,390</u>
NET POSITION	
Net Investment in Capital Assets	1,066,069
Unrestricted	(120,529)
Total Net Position	<u>945,541</u>

City of Casper, Wyoming
Other Enterprise Funds Revenue and Expenditure Comparison
For Fiscal Year 2024 as of November 30, 2023
41.67 % OF THE FISCAL YEAR HAS ELAPSED

Other Enterprise Funds YTD Revenue and Expenditure Comparison



Other Enterprise Funds MTD Revenue and Expenditure Comparison



City of Casper, Wyoming
Parking Lots Statement of Revenues and Expenditures
For Fiscal Year 2024 as of November 30, 2023
41.67 % OF THE FISCAL YEAR HAS ELAPSED

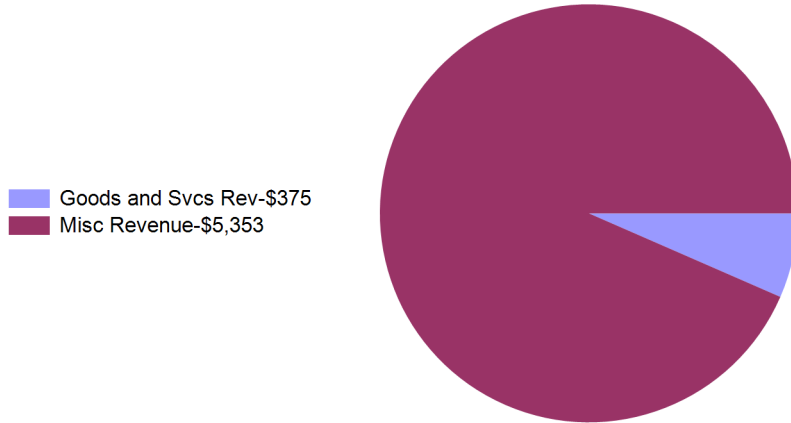
	Revised Budget	Current Year To Date	Current Year % of Budget
Revenues:			
Goods and Svcs Rev	\$ 1,500	\$ 375	25.00%
Misc Revenue	16,463	5,353	32.52%
Total Revenues	\$ 17,963	\$ 5,728	31.89%
	Revised Budget	Current Year To Date	Current Year % of Budget
Expenditures:			
Contractual Services	\$ 42,818	\$ 12,998	30.36%
Capital Outlay	69,456	-	0.00%
Other Costs	26,882	11,201	41.67%
Total Expenditures	\$ 139,156	\$ 24,199	17.39%
Net Revenue (Shortfall)	\$ (121,193)	\$ (18,471)	14.50%

Parking Lots Summary of Cash and Investments

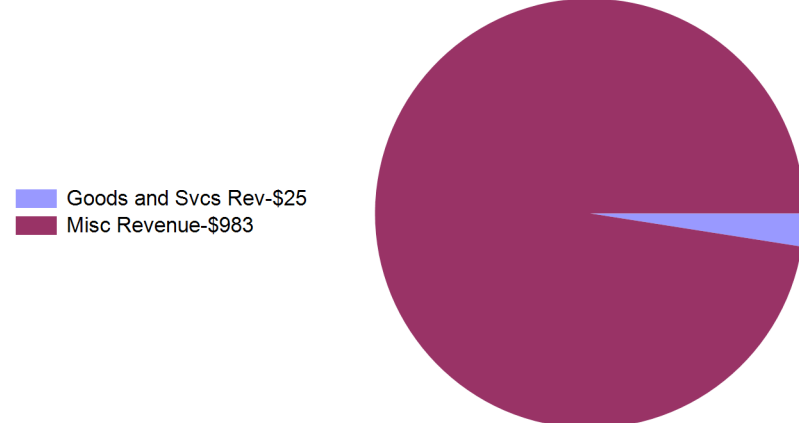
Cash	\$ 43,461
Investments	70,710
	<u>\$ 114,171</u>

City of Casper, Wyoming
Parking Lots Summary of Revenues and Expenditures
For Fiscal Year 2024 as of November 30, 2023
41.67 % OF THE FISCAL YEAR HAS ELAPSED

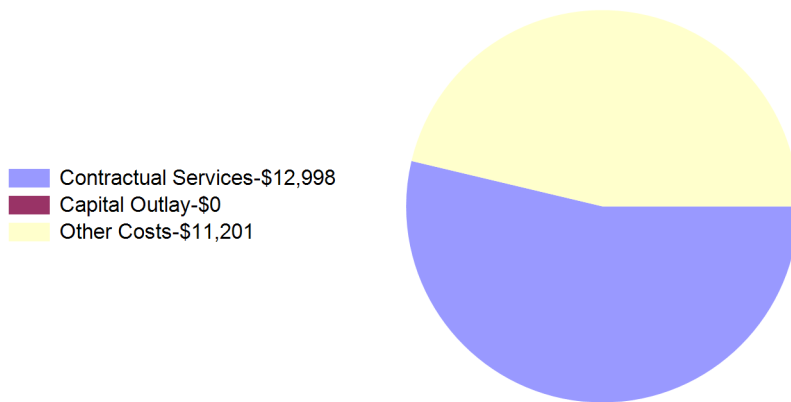
Year To Date Revenues
\$5,728



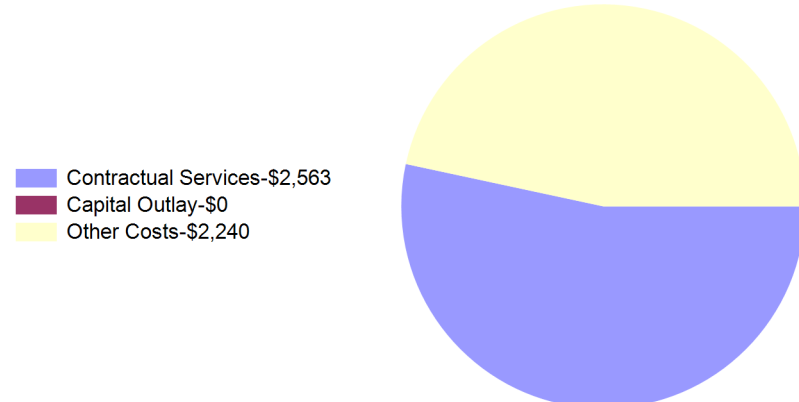
Month To Date Revenues
\$1,008



Year To Date Expenditures
\$24,199



Month To Date Expenditures
\$4,803



City of Casper, Wyoming
Special Revenue Funds Consolidated Balance Sheet
For Fiscal Year 2024 as of November 30, 2023
41.67 % OF THE FISCAL YEAR HAS ELAPSED

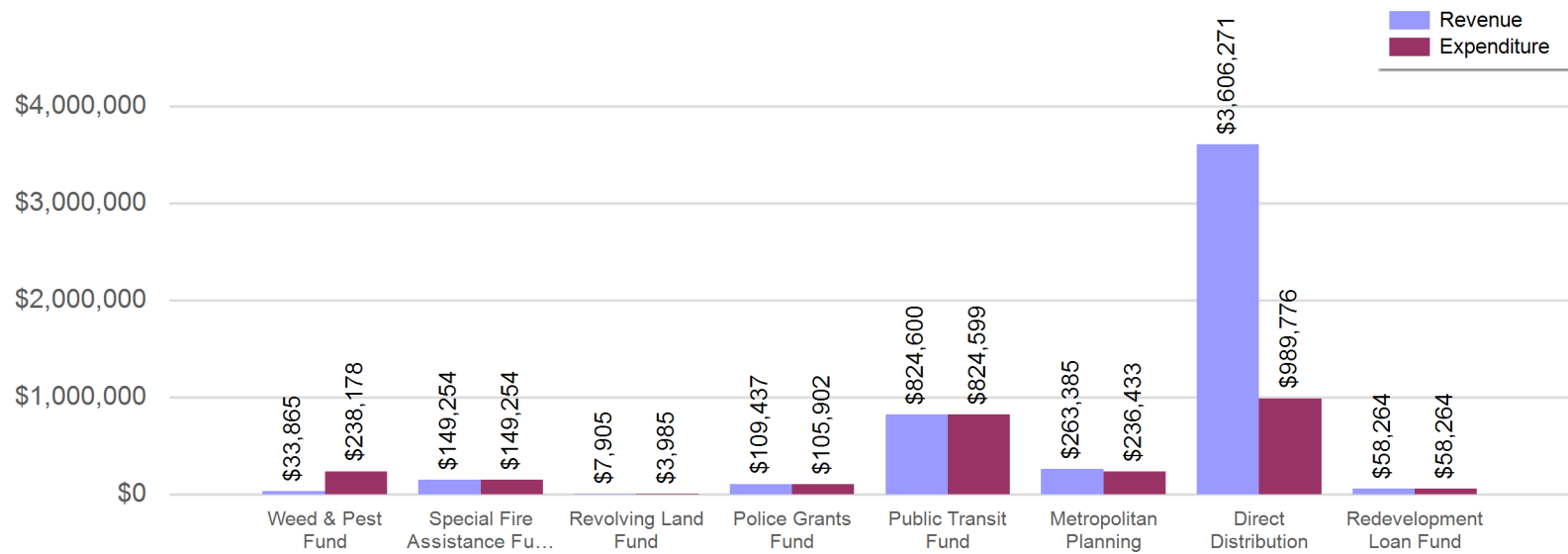
	Weed & Pest Fund	CDBG Program Fund	Special Fire Assistance Fund	Revolving Land Fund	Police Grants Fund	Public Transit Fund	Metropolitan Planning
ASSETS							
Current Assets							
Cash	215,716		2,031	73,937	(84,567)	(316,005)	226,074
Investments	823,626			757,257			
Market Adjustments	-			-			
Grants Receivable			30,747		67,973	336,777	72,458
Accounts Receivable	-		-		-	300	18,666
Prepaid Expenses							38,660
Total Current Assets	<u>1,039,342</u>		<u>32,778</u>	<u>831,194</u>	<u>(16,595)</u>	<u>21,072</u>	<u>355,857</u>
Total Assets	<u>1,039,342</u>		<u>32,778</u>	<u>831,194</u>	<u>(16,595)</u>	<u>21,072</u>	<u>355,857</u>
LIABILITIES							
Current Liabilities							
Accounts Payable	5,773		-	-	3,349	22,508	27,677
Accrued Wages and Benefits Payable	90				-	(1,437)	-
Deferred Revenue			11,550				
Total Current Liabilities	<u>5,863</u>		<u>11,550</u>	<u>-</u>	<u>3,349</u>	<u>21,071</u>	<u>27,677</u>
Total Liabilities	<u>5,863</u>		<u>11,550</u>	<u>-</u>	<u>3,349</u>	<u>21,071</u>	<u>27,677</u>
NET POSITION							
Unrestricted	1,033,479	-	21,228	831,194	(19,944)	1	328,180
Total Net Position	<u>1,033,479</u>	<u>-</u>	<u>21,228</u>	<u>831,194</u>	<u>(19,944)</u>	<u>1</u>	<u>328,180</u>

City of Casper, Wyoming
Special Revenue Funds Consolidated Balance Sheet
For Fiscal Year 2024 as of November 30, 2023
41.67 % OF THE FISCAL YEAR HAS ELAPSED

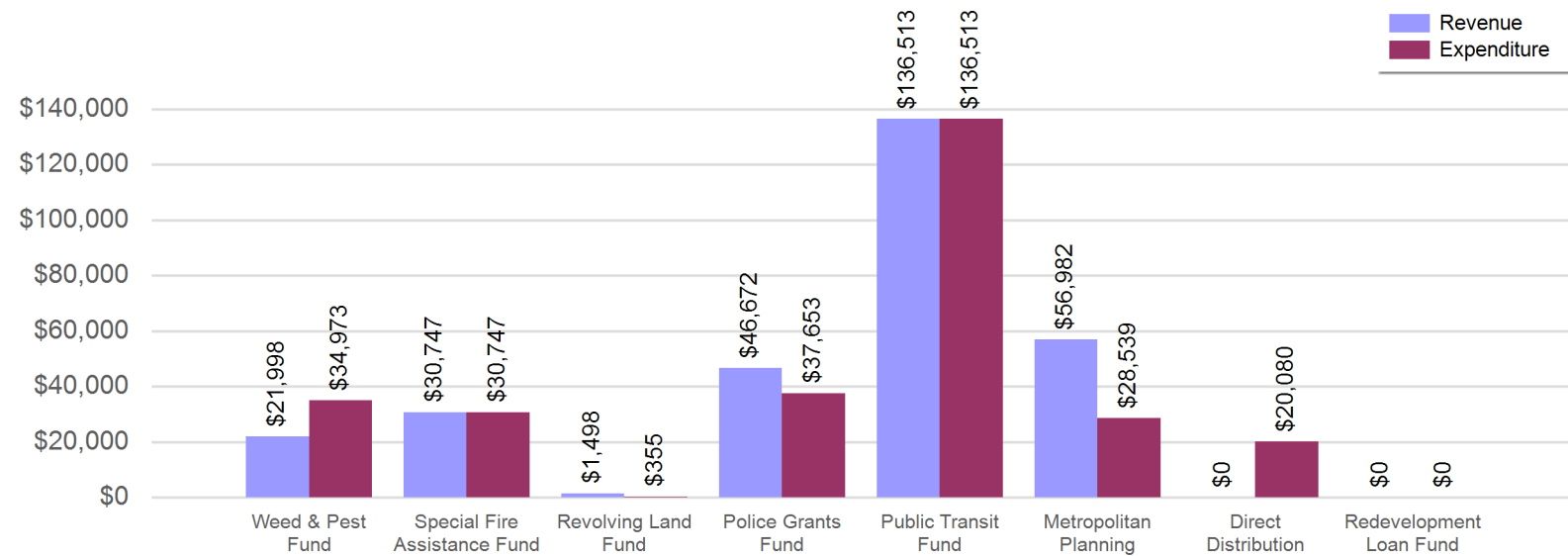
	<u>Direct Distribution</u>	<u>Redevelopment Loan Fund</u>
ASSETS		
Current Assets		
Cash	307,631	100,937
Investments	2,356,961	
Interest Receivable		2,687
Loans Receivable		109,000
Total Current Assets	<u>2,664,592</u>	<u>212,624</u>
Total Assets	<u>2,664,592</u>	<u>212,624</u>
LIABILITIES		
Current Liabilities		
Accounts Payable	47,917	-
Interest Payable		2,687
Total Current Liabilities	<u>47,917</u>	<u>2,687</u>
Total Liabilities	<u>47,917</u>	<u>2,687</u>
NET POSITION		
Unrestricted	2,616,675	209,937
Total Net Position	<u>2,616,675</u>	<u>209,937</u>

City of Casper, Wyoming
Special Revenue Funds Revenue and Expenditure Comparison
For Fiscal Year 2024 as of November 30, 2023
41.67 % OF THE FISCAL YEAR HAS ELAPSED

Special Revenue Funds YTD Revenue and Expenditure Comparison



Special Revenue Funds MTD Revenue and Expenditure Comparison



City of Casper, Wyoming
Weed & Pest Fund Statement of Revenues and Expenditures
For Fiscal Year 2024 as of November 30, 2023
41.67 % OF THE FISCAL YEAR HAS ELAPSED

	Revised Budget	Current Year To Date	Current Year % of Budget
Revenues:			
Local Taxes	\$ 912,000	\$ 23,855	2.62%
Misc Revenue	16,331	10,010	61.29%
Total Revenues	\$ 928,331	\$ 33,865	3.65%

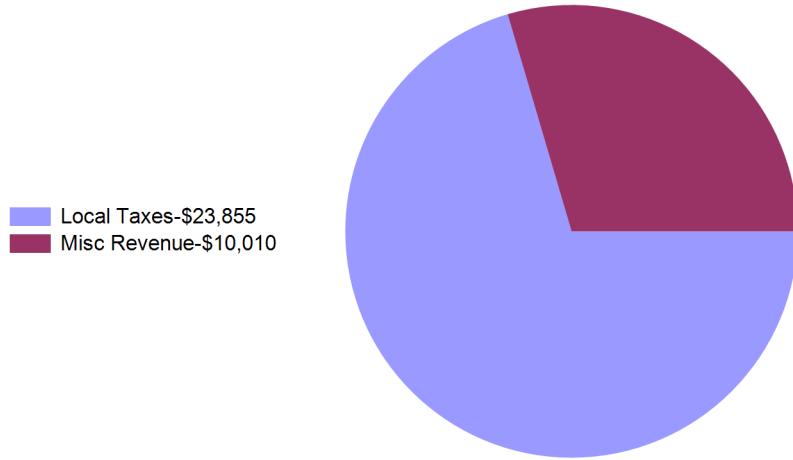
	Revised Budget	Current Year To Date	Current Year % of Budget
Expenditures:			
Personnel Services	\$ 332,317	\$ 146,446	44.07%
Materials & Supplies	97,000	47,264	48.73%
Contractual Services	157,185	39,718	25.27%
Capital Outlay	342,508	-	0.00%
Other Costs	9,875	2,950	29.88%
Utility Expense	4,000	1,800	45.00%
Total Expenditures	\$ 942,885	\$ 238,178	25.26%
Net Revenue (Shortfall)	\$ (14,554)	\$ (204,313)	-21.61%

Weed & Pest Fund Summary of Cash and Investments

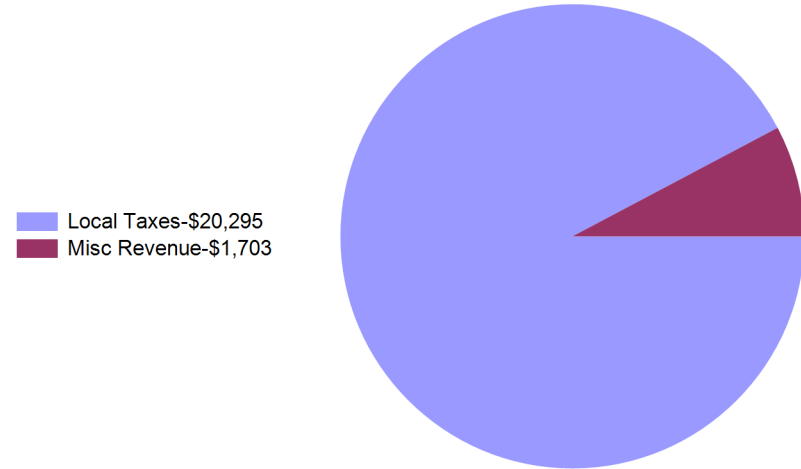
Cash	\$ 215,716
Investments	823,626
	<u>\$ 1,039,342</u>

City of Casper, Wyoming
Weed & Pest Fund
Summary of Revenues and Expenditures
For Fiscal Year 2024 as of November 30, 2023
41.67 % OF THE FISCAL YEAR HAS ELAPSED

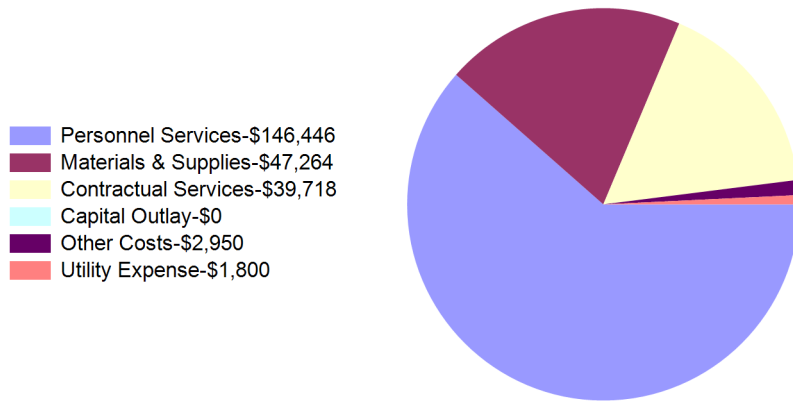
Year To Date Revenues
\$33,865



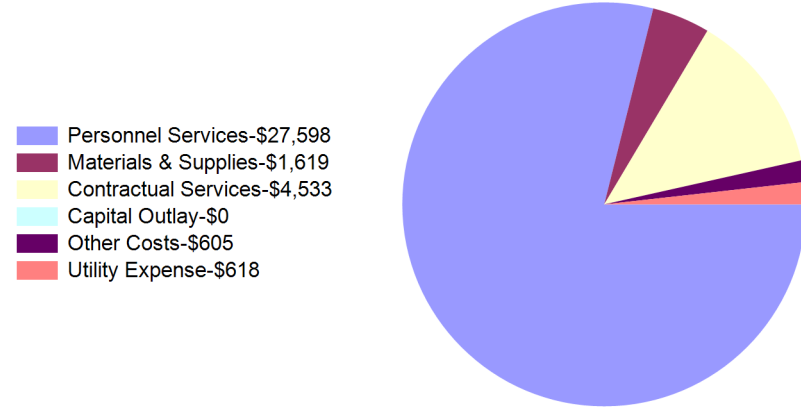
Month To Date Revenues
\$21,998



Year To Date Expenditures
\$238,178



Month To Date Expenditures
\$34,973



City of Casper, Wyoming
Special Fire Assistance Fund Statement of Revenues and Expenditures
For Fiscal Year 2024 as of November 30, 2023
41.67 % OF THE FISCAL YEAR HAS ELAPSED

	Revised Budget	Current Year To Date	Current Year % of Budget
Revenues:			
Intergovernmental	\$ 463,627	\$ 149,254	32.19%
Other Sources	30,148	-	0.00%
Total Revenues	\$ 493,775	\$ 149,254	30.23%
Expenditures:			
Materials & Supplies	\$ 174,237	\$ 118,507	68.01%
Capital Outlay	281,540	30,747	10.92%
Other Costs	37,998	-	0.00%
Total Expenditures	\$ 493,775	\$ 149,254	30.23%
Net Revenue (Shortfall)	\$ -	\$ -	

Special Fire Assistance Fund Summary of Cash and Investments

Cash	\$ 2,031
Investments	-
	<u>\$ 2,031</u>

City of Casper, Wyoming
Revolving Land Fund Statement of Revenues and Expenditures
For Fiscal Year 2024 as of November 30, 2023
41.67 % OF THE FISCAL YEAR HAS ELAPSED

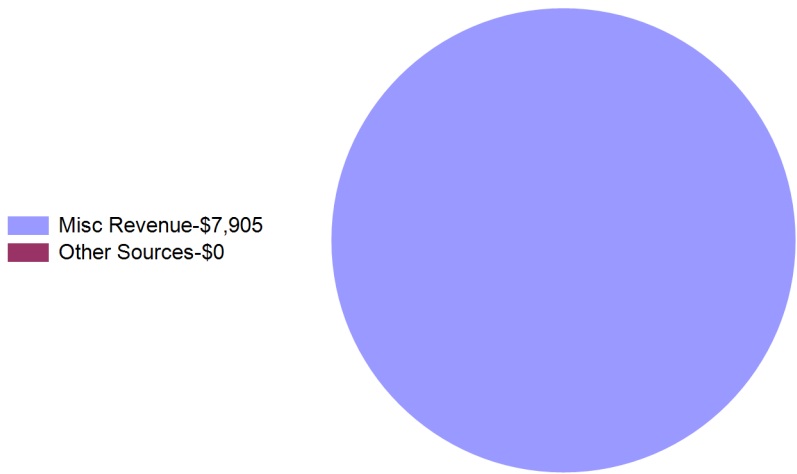
	<u>Revised Budget</u>	<u>Current Year To Date</u>	<u>Current Year % of Budget</u>
Revenues:			
Misc Revenue	\$ 20,777	\$ 7,905	38.05%
Other Sources	13,207	-	0.00%
Total Revenues	\$ 33,984	\$ 7,905	23.26%
	<u>Revised Budget</u>	<u>Current Year To Date</u>	<u>Current Year % of Budget</u>
Expenditures:			
Contractual Services	\$ 59,056	\$ 3,985	6.75%
Total Expenditures	\$ 59,056	\$ 3,985	6.75%
Net Revenue (Shortfall)	\$ (25,072)	\$ 3,920	16.51%

Revolving Land Fund Summary of Cash and Investments

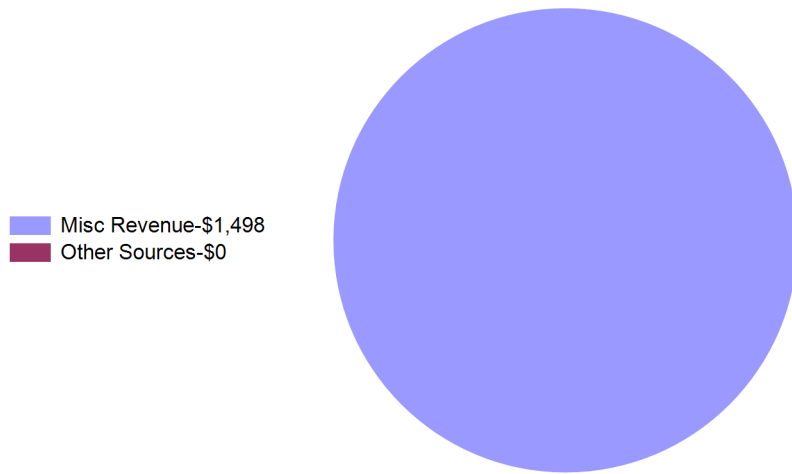
Cash	\$ 73,937
Investments	757,257
	<u>\$ 831,194</u>

City of Casper, Wyoming
Revolving Land Fund Summary of Revenues and Expenditures
For Fiscal Year 2024 as of November 30, 2023
41.67 % OF THE FISCAL YEAR HAS ELAPSED

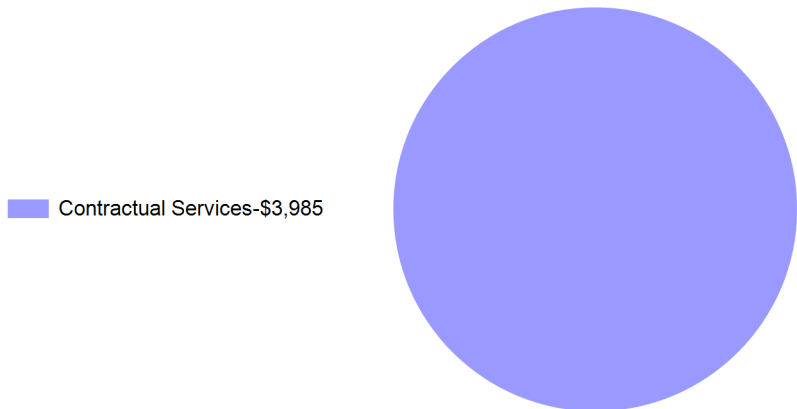
Year To Date Revenues
\$7,905



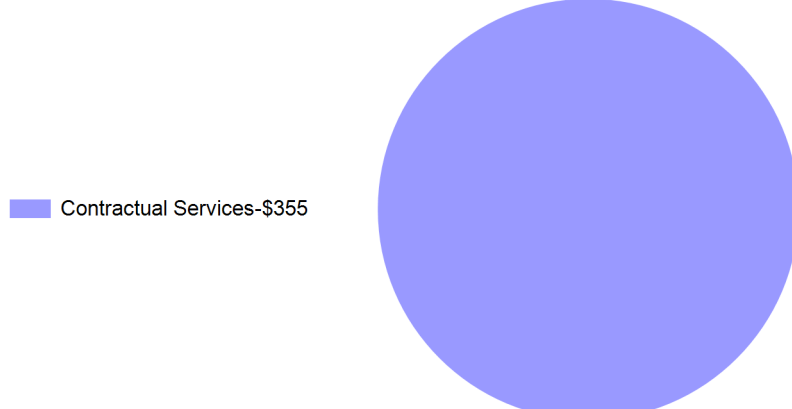
Month To Date Revenues
\$1,498



Year To Date Expenditures
\$3,985



Month To Date Expenditures
\$355



City of Casper, Wyoming
Police Grants Fund Statement of Revenues and Expenditures
For Fiscal Year 2024 as of November 30, 2023
41.67 % OF THE FISCAL YEAR HAS ELAPSED

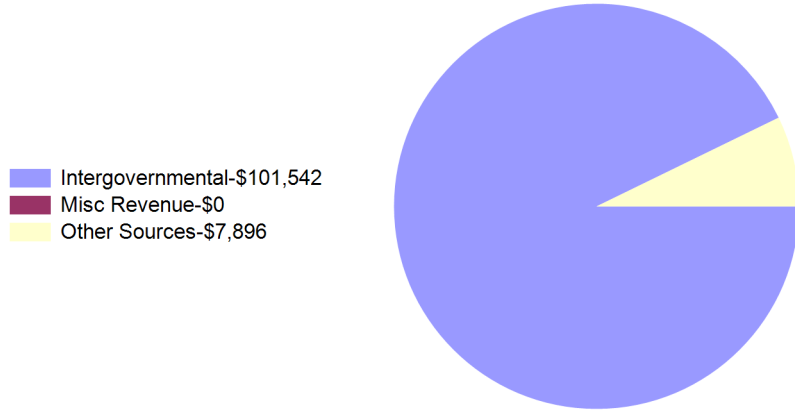
	Revised Budget	Current Year To Date	Current Year % of Budget
Revenues:			
Intergovernmental	\$ 349,041	\$ 101,542	29.09%
Misc Revenue	-	-	
Other Sources	25,352	7,896	31.14%
Total Revenues	\$ 374,393	\$ 109,437	29.23%
	Revised Budget	Current Year To Date	Current Year % of Budget
Expenditures:			
Personnel Services	\$ 162,645	\$ 64,271	39.52%
Materials & Supplies	54,780	34,302	62.62%
Contractual Services	134,564	7,329	5.45%
Capital Outlay	16,004	-	0.00%
Other Costs	6,400	-	0.00%
Total Expenditures	\$ 374,393	\$ 105,902	28.29%
Net Revenue (Shortfall)	\$ -	\$ 3,535	0.94%

Police Grants Fund Summary of Cash and Investments

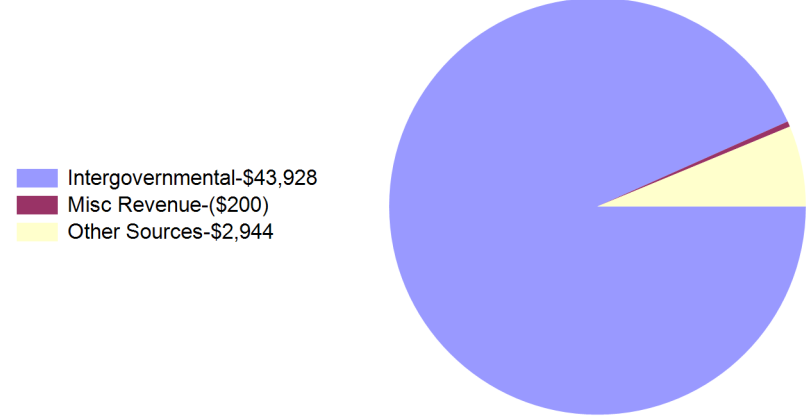
Cash	\$ (84,567)
Investments	-
	<u>\$ (84,567)</u>

City of Casper, Wyoming
Police Grants Fund Summary of Revenues and Expenditures
For Fiscal Year 2024 as of November 30, 2023
41.67 % OF THE FISCAL YEAR HAS ELAPSED

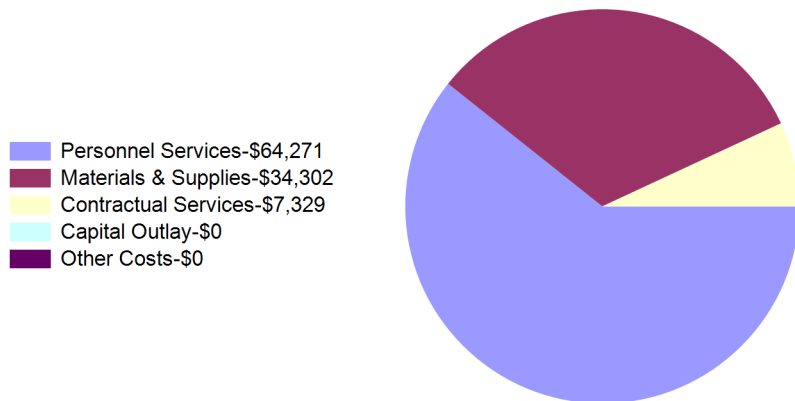
Year To Date Revenues
\$109,437



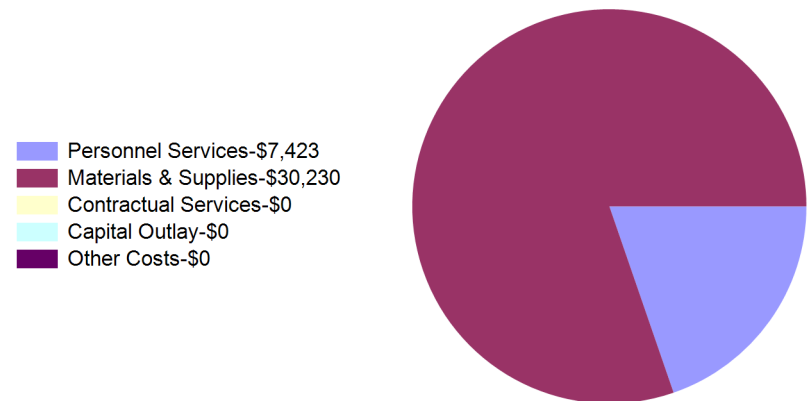
Month To Date Revenues
\$46,672



Year To Date Expenditures
\$105,902



Month To Date Expenditures
\$37,653



City of Casper, Wyoming
Public Transit Fund Statement of Revenues and Expenditures
For Fiscal Year 2024 as of November 30, 2023
41.67 % OF THE FISCAL YEAR HAS ELAPSED

	Revised Budget	Current Year To Date	Current Year % of Budget
Revenues:			
Intergovernmental	\$ 2,497,310	\$ 556,228	22.27%
Goods and Svcs Rev	90,000	35,179	39.09%
Misc Revenue	130,264	-	0.00%
Other Sources	430,916	233,194	54.12%
Total Revenues	\$ 3,148,490	\$ 824,600	26.19%

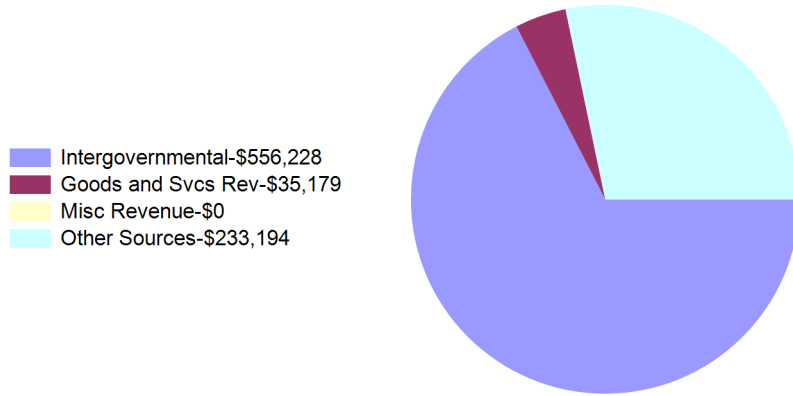
	Revised Budget	Current Year To Date	Current Year % of Budget
Expenditures:			
Personnel Services	\$ 1,726,282	\$ 621,850	36.02%
Materials & Supplies	257,830	57,167	22.17%
Contractual Services	290,164	110,337	38.03%
Capital Outlay	719,467	27,066	3.76%
Other Costs	135,148	5,833	4.32%
Utility Expense	19,600	2,345	11.97%
Total Expenditures	\$ 3,148,491	\$ 824,599	26.19%
Net Revenue (Shortfall)	\$ (1)	\$ 1	0.00%

Public Transit Fund Summary of Cash and Investments

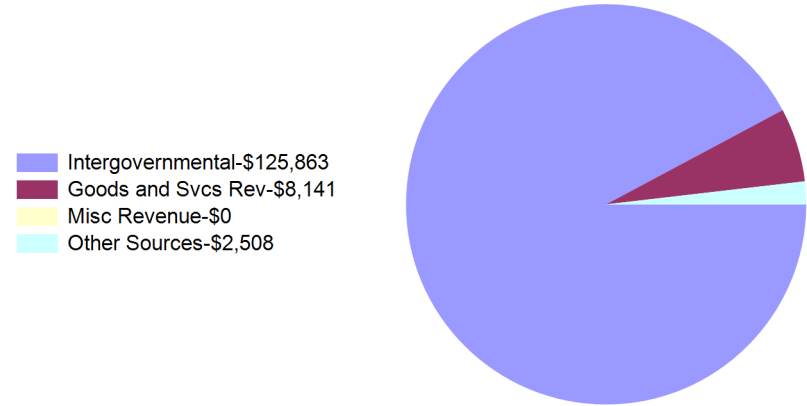
Cash	\$ (316,005)
Investments	-
	<u>\$ (316,005)</u>

City of Casper, Wyoming
Public Transit Fund Summary of Revenues and Expenditures
For Fiscal Year 2024 as of November 30, 2023
41.67 % OF THE FISCAL YEAR HAS ELAPSED

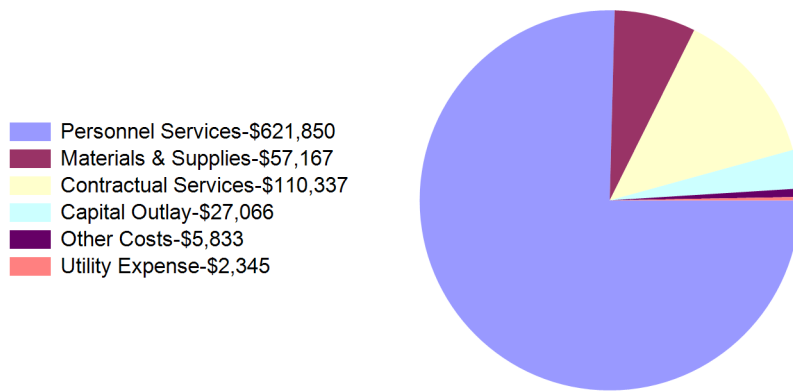
Year To Date Revenues
\$824,600



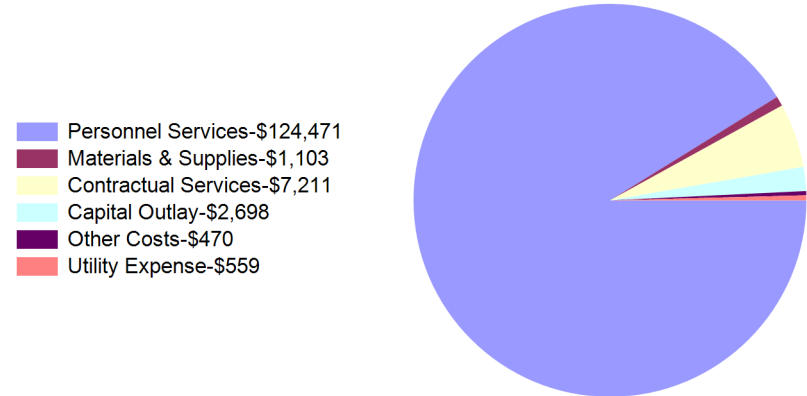
Month To Date Revenues
\$136,513



Year To Date Expenditures
\$824,599



Month To Date Expenditures
\$136,513



City of Casper, Wyoming
Metropolitan Planning Fund Statement of Revenues and Expenditures
For Fiscal Year 2024 as of November 30, 2023
41.67 % OF THE FISCAL YEAR HAS ELAPSED

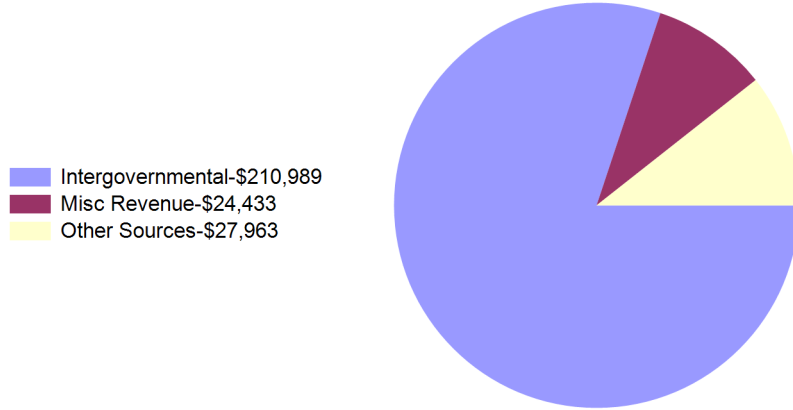
	Revised Budget	Current Year To Date	Current Year % of Budget
Revenues:			
Intergovernmental	\$ 1,211,269	\$ 210,989	17.42%
Misc Revenue	27,976	24,433	87.34%
Other Sources	67,111	27,963	41.67%
Total Revenues	\$ 1,306,356	\$ 263,385	20.16%
	Revised Budget	Current Year To Date	Current Year % of Budget
Expenditures:			
Personnel Services	\$ 343,822	\$ 122,075	35.51%
Materials & Supplies	5,000	-	0.00%
Contractual Services	737,612	38,576	5.23%
Capital Outlay	237,133	71,391	30.11%
Other Costs	15,000	4,391	29.27%
Total Expenditures	\$ 1,338,567	\$ 236,433	17.66%
Net Revenue (Shortfall)	\$ (32,211)	\$ 26,952	2.50%

Metropolitan Planning Fund Summary of Cash and Investments

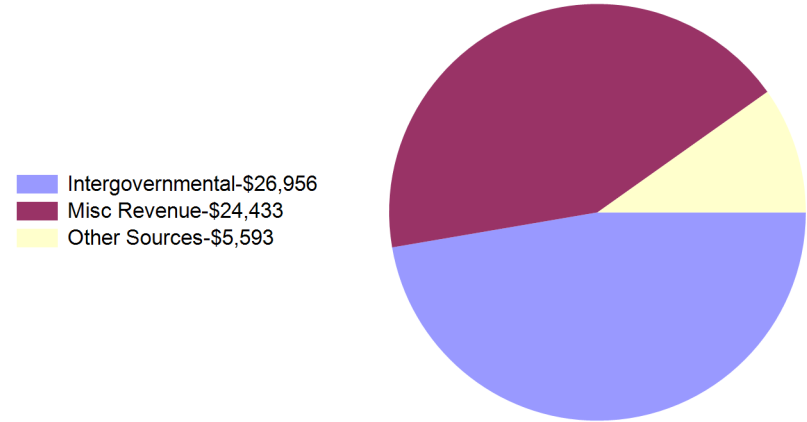
Cash	\$ 226,074
Investments	-
	<u>\$ 226,074</u>

City of Casper, Wyoming
Metropolitan Planning Fund Summary of Revenues and Expenditures
For Fiscal Year 2024 as of November 30, 2023
41.67 % OF THE FISCAL YEAR HAS ELAPSED

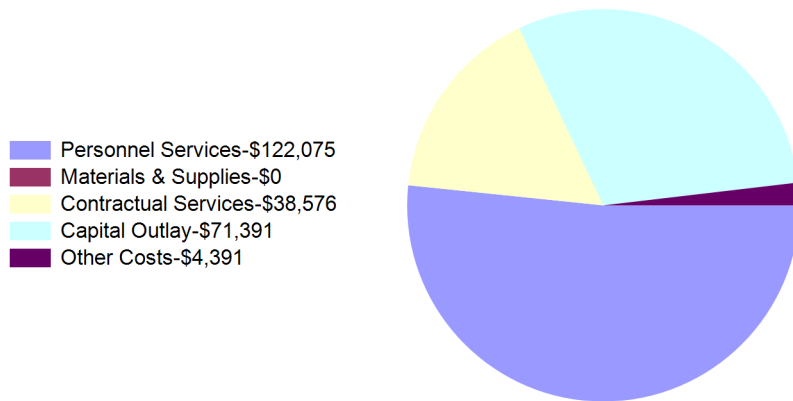
Year To Date Revenues
\$263,385



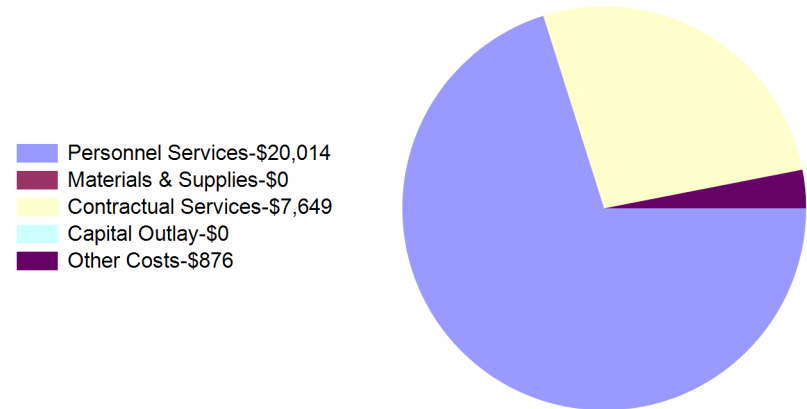
Month To Date Revenues
\$56,982



Year To Date Expenditures
\$236,433



Month To Date Expenditures
\$28,539



City of Casper, Wyoming
Redevelopment Loan Fund Statement of Revenues and Expenditures
For Fiscal Year 2024 as of November 30, 2023
41.67 % OF THE FISCAL YEAR HAS ELAPSED

	Revised Budget	Current Year To Date	Current Year % of Budget
Revenues:			
Other Sources	\$ 59,888	\$ 58,264	97.29%
Total Revenues	\$ 59,888	\$ 58,264	97.29%
	Revised Budget	Current Year To Date	Current Year % of Budget
Expenditures:			
Debt Service	\$ 59,888	\$ 58,264	97.29%
Total Expenditures	\$ 59,888	\$ 58,264	97.29%
Net Revenue (Shortfall)	\$ - \$	-	

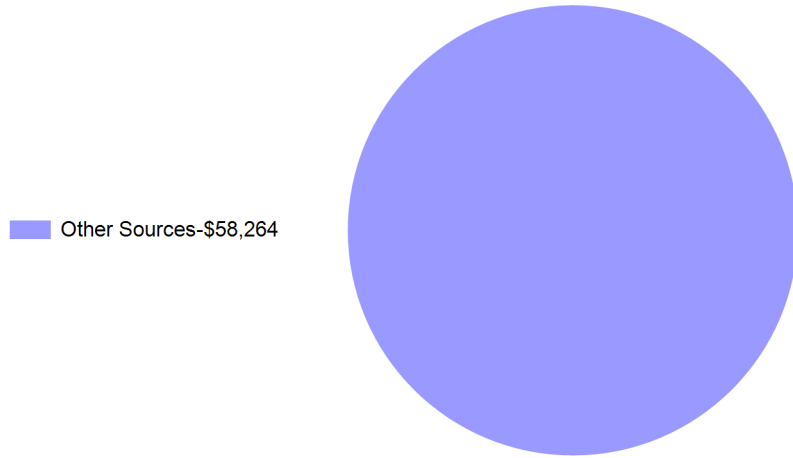
Redevelopment Loan Fund Summary of Cash and Investments

Cash	\$	100,937
Investments		-
	\$	<u>100,937</u>

City of Casper, Wyoming
Redevelopment Loan Fund Summary of Revenues and Expenditures
For Fiscal Year 2024 as of November 30, 2023
41.67 % OF THE FISCAL YEAR HAS ELAPSED

Year To Date Revenues
\$58,264

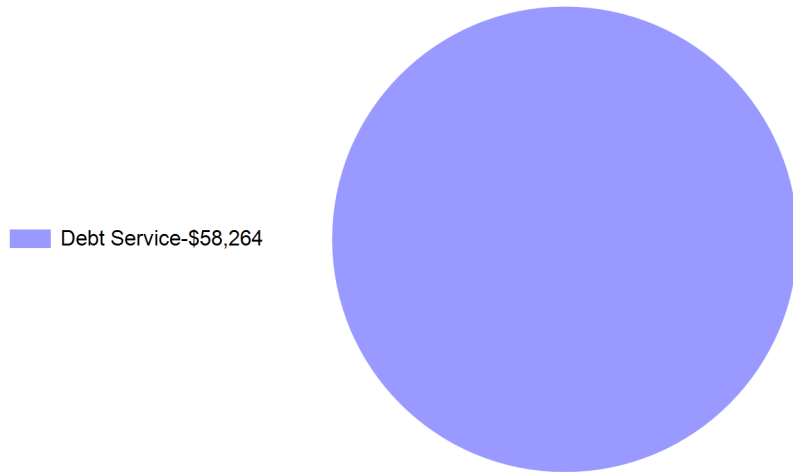
Month To Date Revenues
\$0



Other Sources-\$0

Year To Date Expenditures
\$58,264

Month To Date Expenditures
\$0



Debt Service-\$0

City of Casper, Wyoming

Direct Distribution Fund Statement of Revenues and Expenditures

For Fiscal Year 2024 as of November 30, 2023

41.67 % OF THE FISCAL YEAR HAS ELAPSED

	Revised Budget	Current Year To Date	Current Year % of Budget
Revenues:			
Intergovernmental	\$ 7,212,537	\$ 3,606,271	50.00%
Total Revenues	\$ 7,212,537	\$ 3,606,271	50.00%

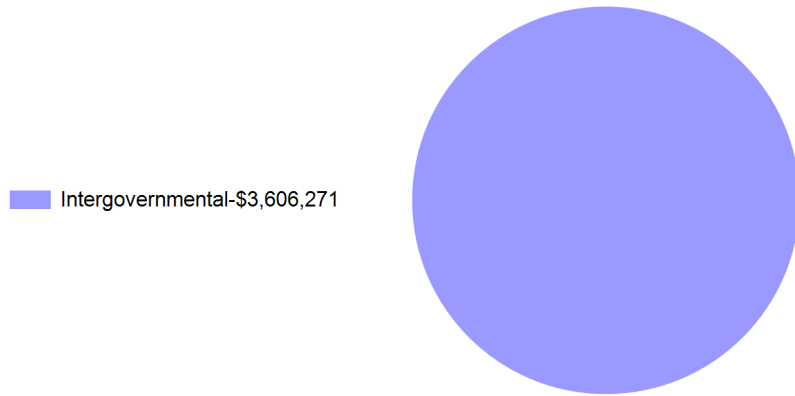
	Revised Budget	Current Year To Date	Current Year % of Budget
Expenditures:			
Materials & Supplies	\$ 471,037	\$ 112,770	23.94%
Contractual Services	168,450	68,782	40.83%
Transfers Out	1,653,250	486,297	29.41%
Other Costs	750,000	321,927	42.92%
Total Expenditures	\$ 3,042,737	\$ 989,776	32.53%
Net Revenue (Shortfall)	\$ 4,169,800	\$ 2,616,495	17.47%

Direct Distribution Fund Summary of Cash and Investments


Cash	\$ 307,631
Investments	2,356,961
	<u>\$ 2,664,592</u>

City of Casper, Wyoming
Direct Distribution Fund Summary of Revenues and Expenditures
For Fiscal Year 2024 as of November 30, 2023
41.67 % OF THE FISCAL YEAR HAS ELAPSED

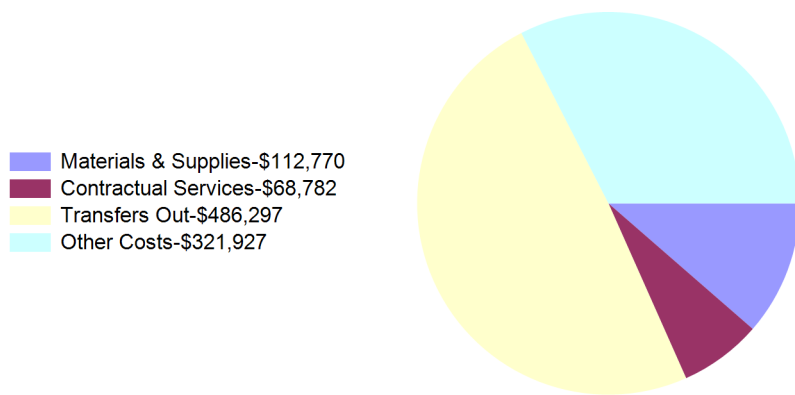
Year To Date Revenues
\$3,606,271



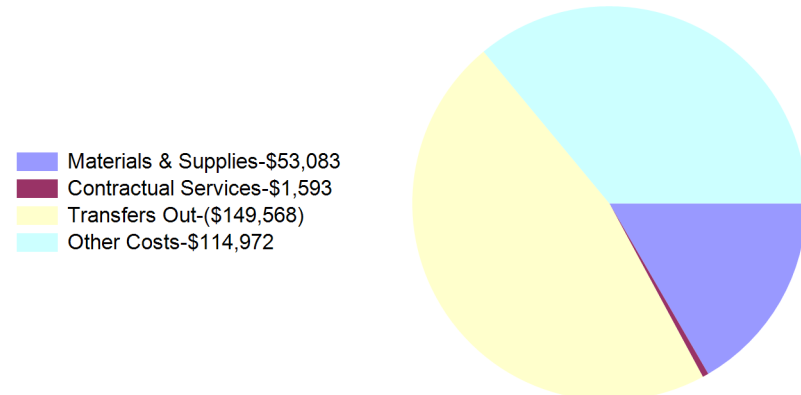
Month To Date Revenues
\$0



Year To Date Expenditures
\$989,776



Month To Date Expenditures
\$20,080

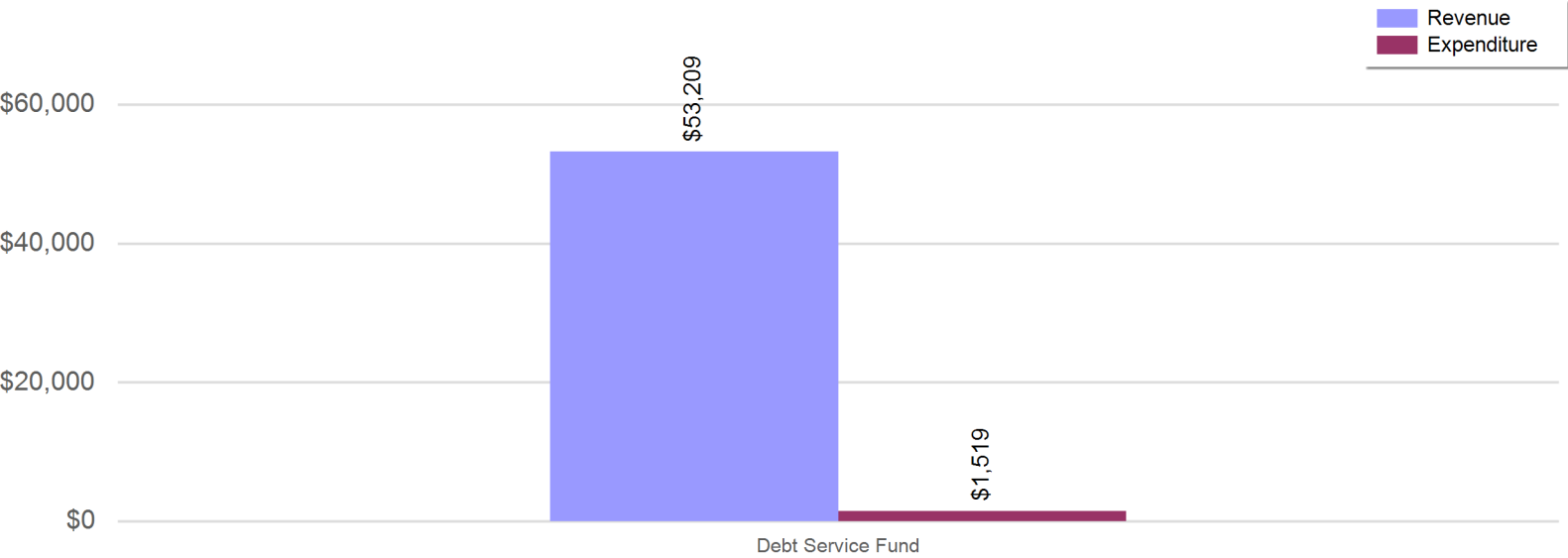


City of Casper, Wyoming
Debt Service Funds Balance Sheet
For Fiscal Year 2024 as of November 30, 2023
41.67 % OF THE FISCAL YEAR HAS ELAPSED

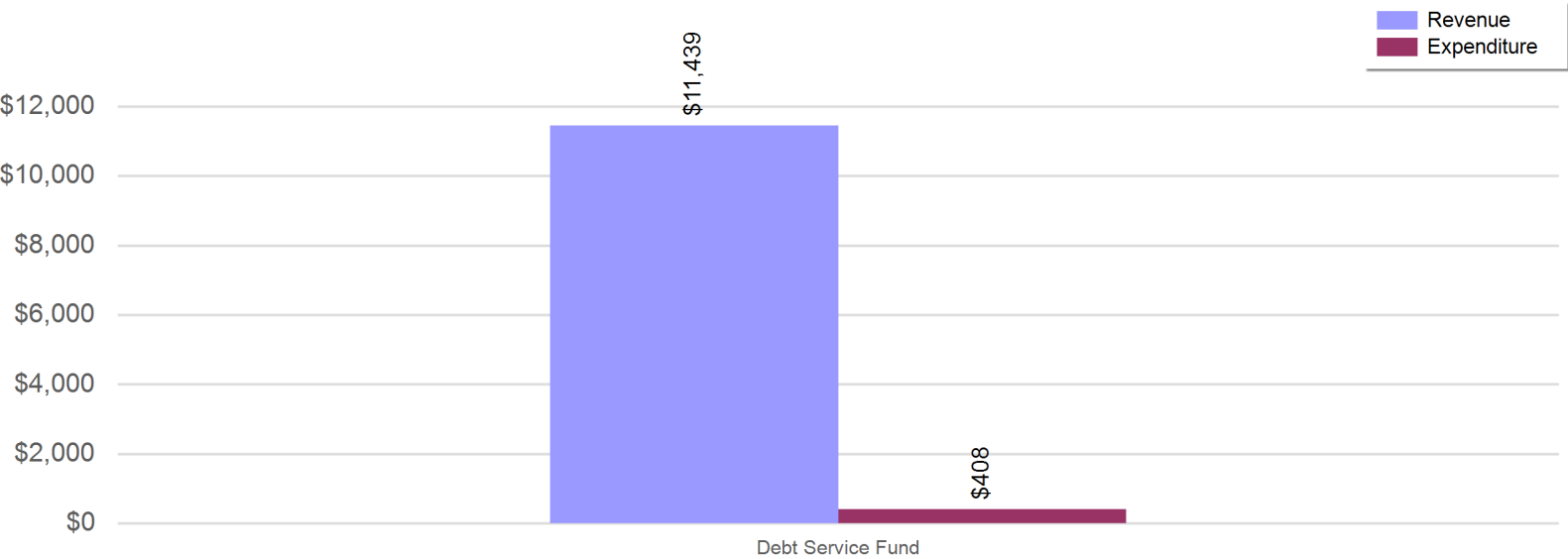
	<u>Debt Service Fund</u>
ASSETS	
Current Assets	
Cash	239,625
Investments	5,317,977
Market Adjustments	-
Interest Receivable	10,109
Loans Receivable	58,014
Accounts Receivable	(20,527)
Total Current Assets	<u>5,605,198</u>
Total Assets	<u>5,605,198</u>
LIABILITIES	
Current Liabilities	
Accounts Payable	-
Deferred Revenue	63,991
Total Current Liabilities	<u>63,991</u>
Total Liabilities	<u>63,991</u>
NET POSITION	
Unrestricted	5,541,206
Total Net Position	<u>5,541,206</u>

City of Casper, Wyoming
Debt Service Funds Revenue and Expenditure Comparison
For Fiscal Year 2024 as of November 30, 2023
41.67 % OF THE FISCAL YEAR HAS ELAPSED

Debt Service Funds YTD Revenue and Expenditure Comparison



Debt Service Funds MTD Revenue and Expenditure Comparison



City of Casper, Wyoming
Local Assessment District Fund Statement of Revenues and Expenditures
For Fiscal Year 2024 as of November 30, 2023
41.67 % OF THE FISCAL YEAR HAS ELAPSED

	Revised Budget	Current Year To Date	Current Year % of Budget
Revenues:			
Misc Revenue	\$ 71,781	\$ 53,209	74.13%
Total Revenues	\$ 71,781	\$ 53,209	74.13%

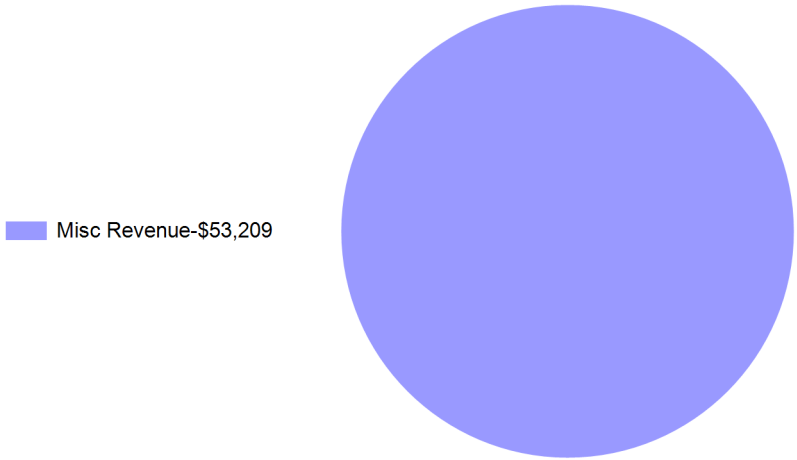
	Revised Budget	Current Year To Date	Current Year % of Budget
Expenditures:			
Contractual Services	\$ 3,614	\$ 1,519	42.03%
Debt Service	364,706	-	0.00%
Total Expenditures	\$ 368,320	\$ 1,519	0.41%
Net Revenue (Shortfall)	\$ (296,539)	\$ 51,690	73.71%

Local Assessment District Fund Summary of Cash and Investments

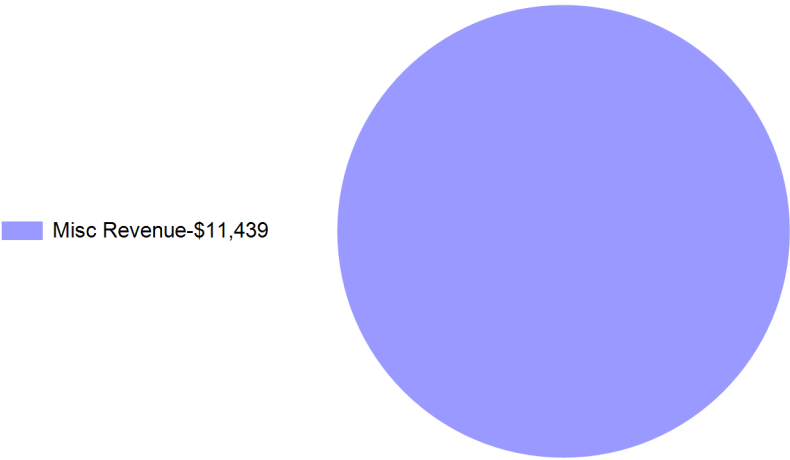
Cash	\$ 239,625
Investments	5,317,977
	<u>\$ 5,557,602</u>

City of Casper, Wyoming
Local Assessment District Fund Summary of Revenues and Expenditures
For Fiscal Year 2024 as of November 30, 2023
41.67 % OF THE FISCAL YEAR HAS ELAPSED

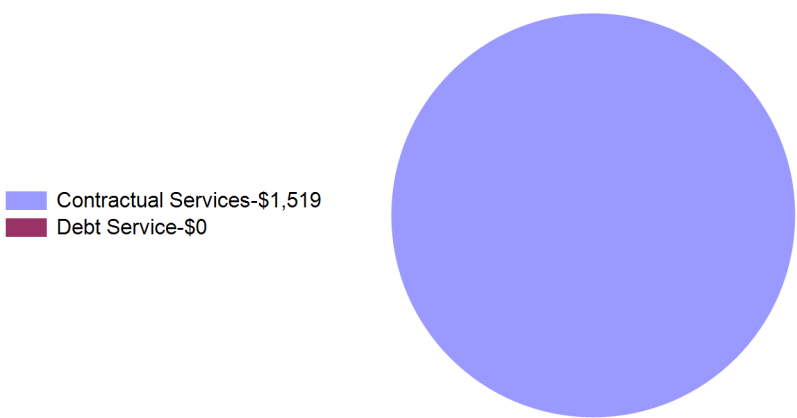
Year To Date Revenues
\$53,209



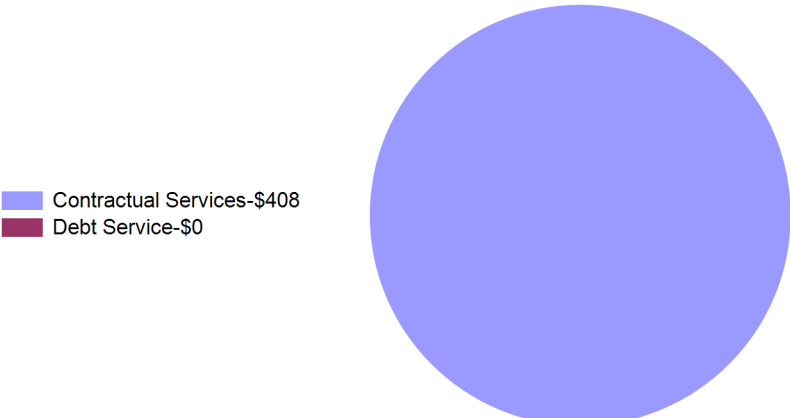
Month To Date Revenues
\$11,439



Year To Date Expenditures
\$1,519



Month To Date Expenditures
\$408

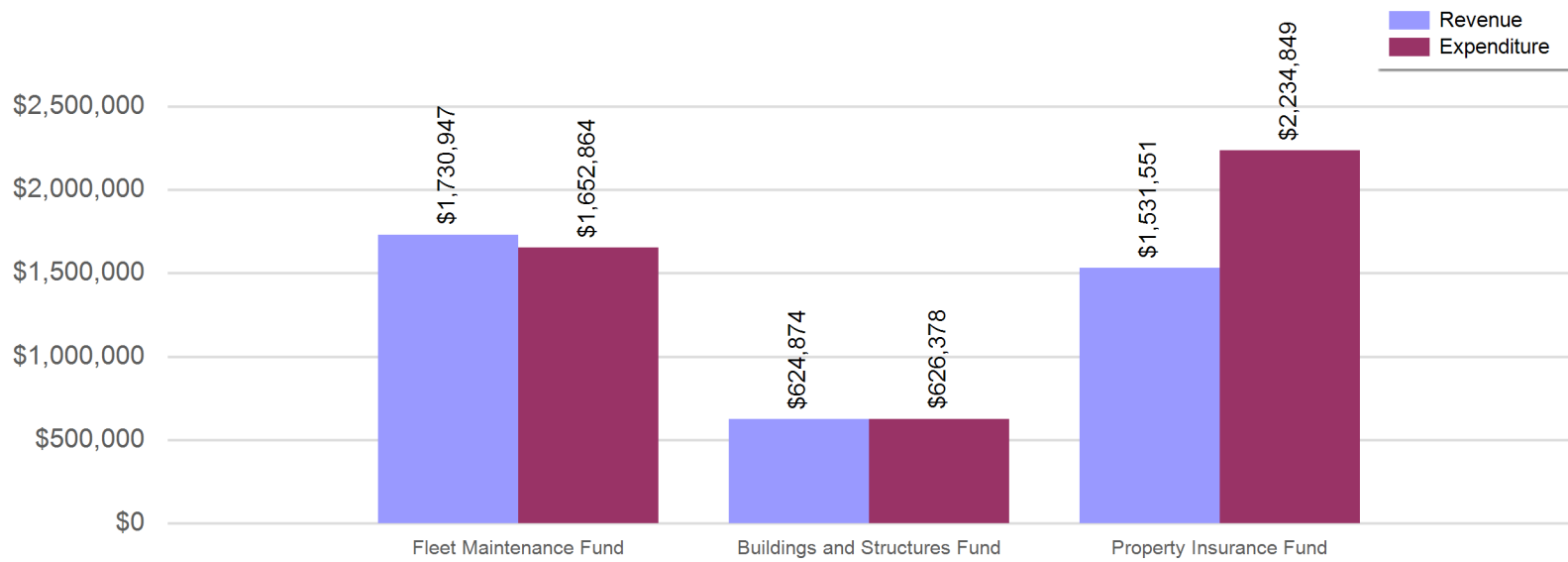


City of Casper, Wyoming
Internal Service Funds Consolidated Balance Sheet
For Fiscal Year 2024 as of November 30, 2023
41.67 % OF THE FISCAL YEAR HAS ELAPSED

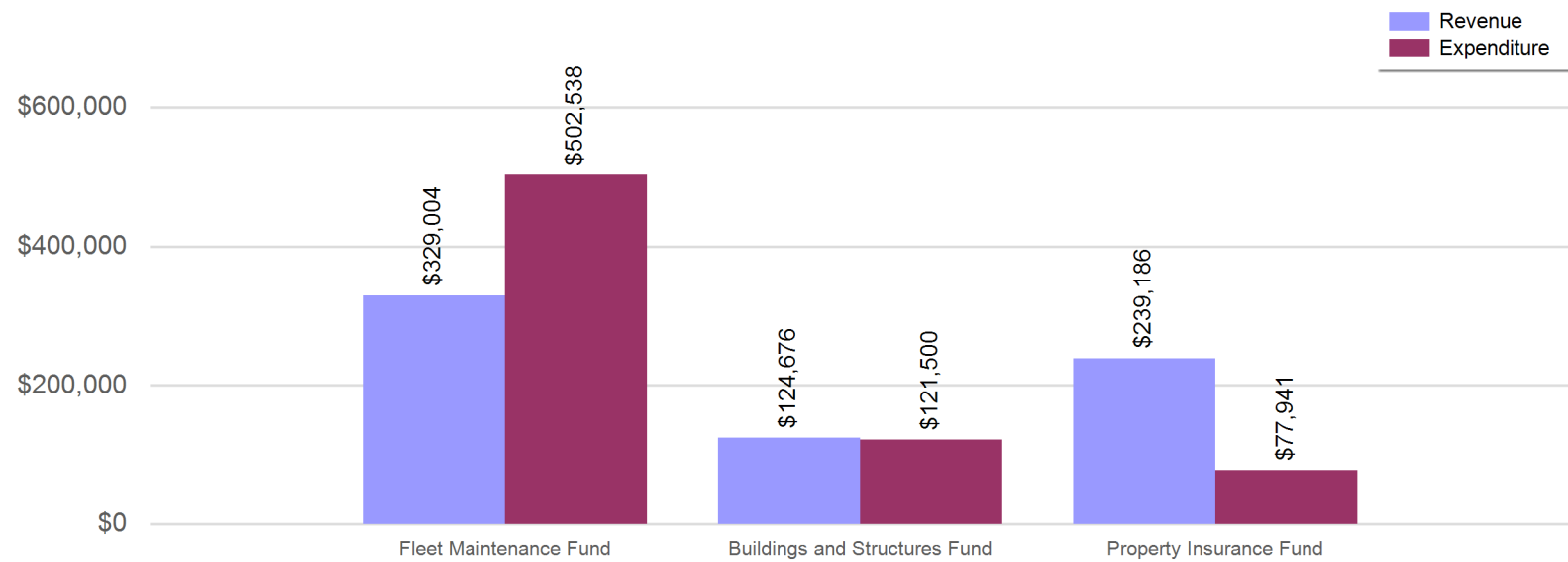
	Fleet Maintenance Fund	Buildings and Structures Fund	Property Insurance Fund
ASSETS			
Current Assets			
Cash	531,961	545,080	(327,994)
Inventory	(7,621)		
Accounts Receivable	37,707	2,136	27,462
Total Current Assets	<u>562,047</u>	<u>547,216</u>	<u>(300,532)</u>
Capital Assets			
Equipment	655,349	233,505	
Accumulated Depreciation	(583,847)	(179,029)	
Total Capital Assets	<u>71,502</u>	<u>54,475</u>	
Total Assets	<u>633,549</u>	<u>601,691</u>	<u>(300,532)</u>
DEFERRED OUTFLOWS OF RESOURCES			
Total Deferred Outflows Of Resources	<u>302,567</u>	<u>279,943</u>	<u>120,072</u>
LIABILITIES			
Current Liabilities			
Accounts Payable	315,259	42,076	8,164
Accrued Wages and Benefits Payable	-	(5)	(13)
Total Current Liabilities	<u>315,259</u>	<u>42,071</u>	<u>8,151</u>
Non-Current Liabilities			
Accrued Comp ABS	44,430	31,352	16,212
Net Pension Liability	789,998	713,272	335,323
Net OPEB Liability	35,672	33,546	13,487
Total Non-Current Liabilities	<u>870,100</u>	<u>778,170</u>	<u>365,022</u>
Total Liabilities	<u>1,185,359</u>	<u>820,240</u>	<u>373,174</u>
DEFERRED INFLOWS OF RESOURCES			
Total Deferred Inflows Of Resources	<u>19,134</u>	<u>17,806</u>	<u>7,467</u>
NET POSITION			
Net Investment in Capital Assets	71,502	54,475	
Unrestricted	(339,879)	(10,888)	(561,101)
Total Net Position	<u>(268,377)</u>	<u>43,588</u>	<u>(561,101)</u>

City of Casper, Wyoming
Internal Service Funds Revenue and Expenditure Comparison
For Fiscal Year 2024 as of November 30, 2023
41.67 % OF THE FISCAL YEAR HAS ELAPSED

Internal Service Funds YTD Revenue and Expenditure Comparison



Internal Service Funds MTD Revenue and Expenditure Comparison



City of Casper, Wyoming
Fleet Maintenance Fund Statement of Revenues and Expenditures
For Fiscal Year 2024 as of November 30, 2023
41.67 % OF THE FISCAL YEAR HAS ELAPSED

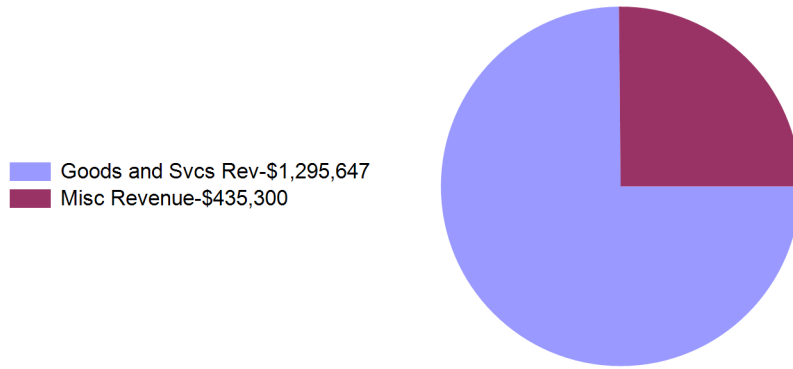
	<u>Revised Budget</u>	<u>Current Year To Date</u>	<u>Current Year % of Budget</u>
Revenues:			
Goods and Svcs Rev	\$ 2,888,818	\$ 1,295,647	44.85%
Misc Revenue	1,140,000	435,300	38.18%
Total Revenues	\$ 4,028,818	\$ 1,730,947	42.96%
	<u>Revised Budget</u>	<u>Current Year To Date</u>	<u>Current Year % of Budget</u>
Expenditures:			
Personnel Services	\$ 1,019,276	\$ 364,138	35.73%
Materials & Supplies	2,075,175	920,669	44.37%
Contractual Services	676,056	301,745	44.63%
Capital Outlay	95,000	-	0.00%
Other Costs	134,511	54,380	40.43%
Utility Expense	28,800	11,932	41.43%
Total Expenditures	\$ 4,028,818	\$ 1,652,864	41.03%
Net Revenue (Shortfall)	\$ -	\$ 78,083	1.94%

Fleet Maintenance Fund Summary of Cash and Investments

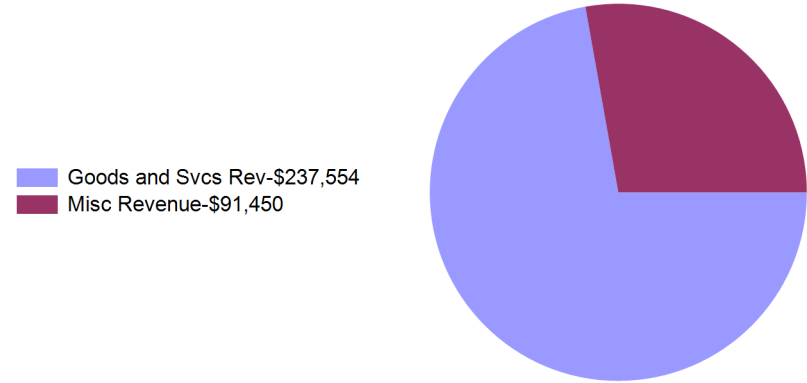
Cash	\$ 531,961
Investments	-
	<u>\$ 531,961</u>

City of Casper, Wyoming
Fleet Maintenance Fund Summary of Revenues and Expenditures
For Fiscal Year 2024 as of November 30, 2023
41.67 % OF THE FISCAL YEAR HAS ELAPSED

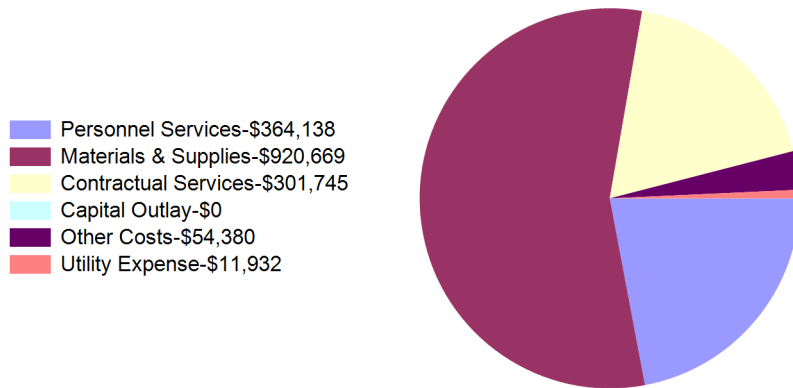
Year To Date Revenues
\$1,730,947



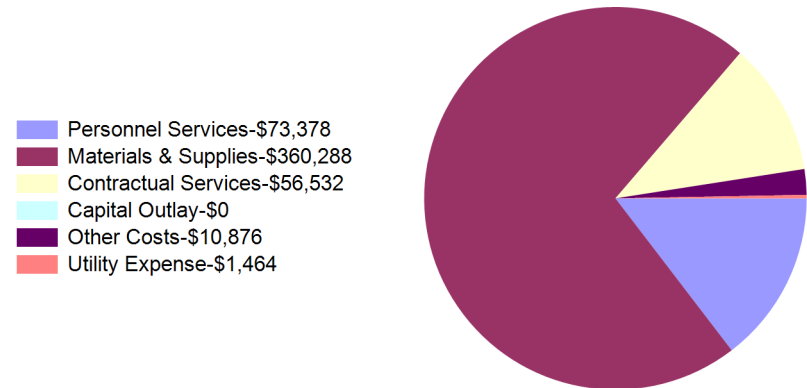
Month To Date Revenues
\$329,004



Year To Date Expenditures
\$1,652,864



Month To Date Expenditures
\$502,538



City of Casper, Wyoming
Buildings & Structures Fund Statement of Revenues and Expenditures
For Fiscal Year 2024 as of November 30, 2023
41.67 % OF THE FISCAL YEAR HAS ELAPSED

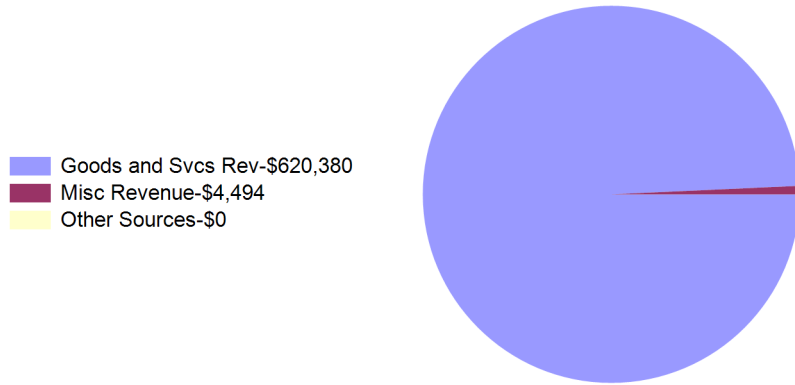
	Revised Budget	Current Year To Date	Current Year % of Budget
Revenues:			
Goods and Svcs Rev	\$ 1,561,390	\$ 620,380	39.73%
Misc Revenue	9,470	4,494	47.45%
Other Sources	10,210	-	0.00%
Total Revenues	\$ 1,581,070	\$ 624,874	39.52%
Expenditures:			
Personnel Services	\$ 1,052,825	\$ 396,580	37.67%
Materials & Supplies	356,409	146,094	40.99%
Contractual Services	136,581	72,961	53.42%
Transfers Out	7,025	-	0.00%
Other Costs	33,069	9,722	29.40%
Utility Expense	2,186	1,022	46.74%
Total Expenditures	\$ 1,588,095	\$ 626,378	39.44%
Net Revenue (Shortfall)	\$ (7,025)	\$ (1,504)	0.08%

Buildings & Structures Fund Summary of Cash and Investments

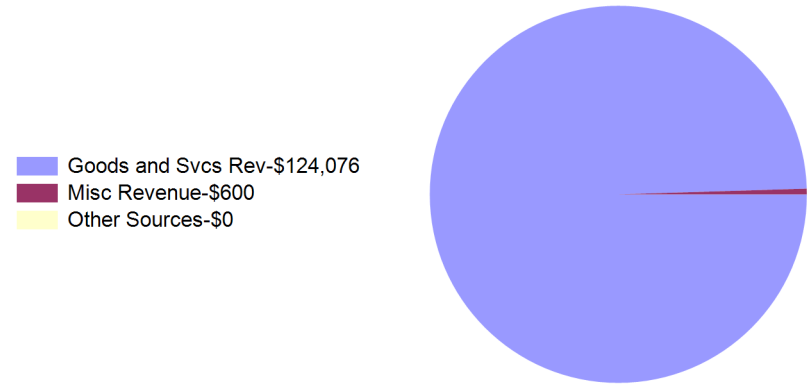
Cash	\$ 545,080
Investments	-
	<u>\$ 545,080</u>

City of Casper, Wyoming
Building & Structures Fund Summary of Revenues and Expenditures
For Fiscal Year 2024 as of November 30, 2023
41.67 % OF THE FISCAL YEAR HAS ELAPSED

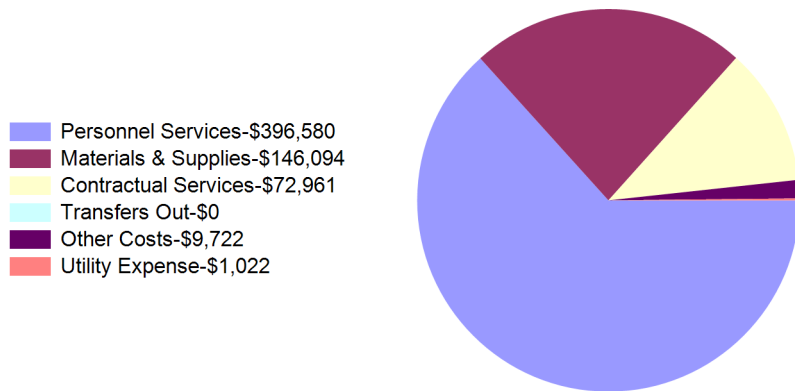
Year To Date Revenues
\$624,874



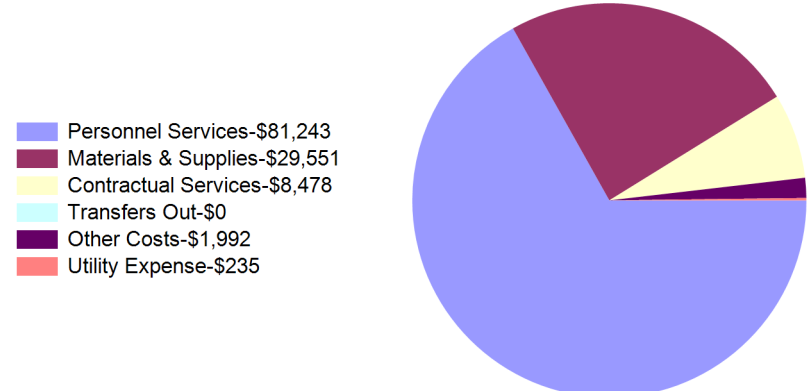
Month To Date Revenues
\$124,676



Year To Date Expenditures
\$626,378



Month To Date Expenditures
\$121,500



City of Casper, Wyoming
Property Insurance Fund Statement of Revenues and Expenditures
For Fiscal Year 2024 as of November 30, 2023
41.67 % OF THE FISCAL YEAR HAS ELAPSED

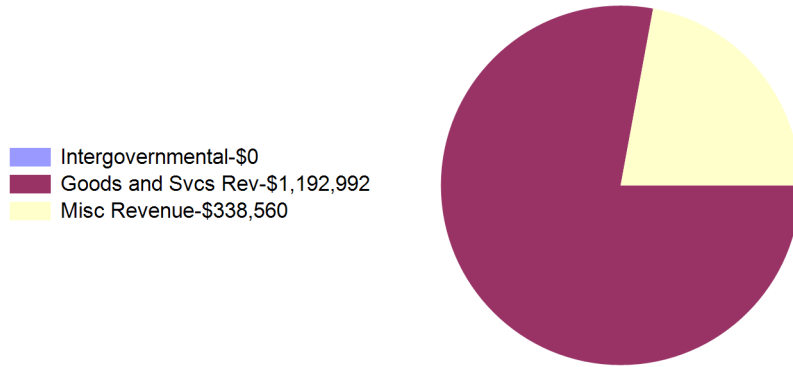
	Revised Budget	Current Year To Date	Current Year % of Budget
Revenues:			
Intergovernmental	\$ 10,000	\$ -	0.00%
Goods and Svcs Rev	2,926,053	1,192,992	40.77%
Misc Revenue	475,595	338,560	71.19%
Total Revenues	\$ 3,411,648	\$ 1,531,551	44.89%
	Revised Budget	Current Year To Date	Current Year % of Budget
Expenditures:			
Personnel Services	\$ 367,069	\$ 141,645	38.59%
Materials & Supplies	318,200	76,235	23.96%
Contractual Services	103,822	29,243	28.17%
Capital Outlay	616,695	100,505	16.30%
Other Costs	1,868,863	1,887,137	100.98%
Utility Expense	2,150	84	3.91%
Total Expenditures	\$ 3,276,799	\$ 2,234,849	68.20%
Net Revenue (Shortfall)	\$ 134,849	\$ (703,297)	-23.31%

Property Insurance Fund Summary of Cash and Investments

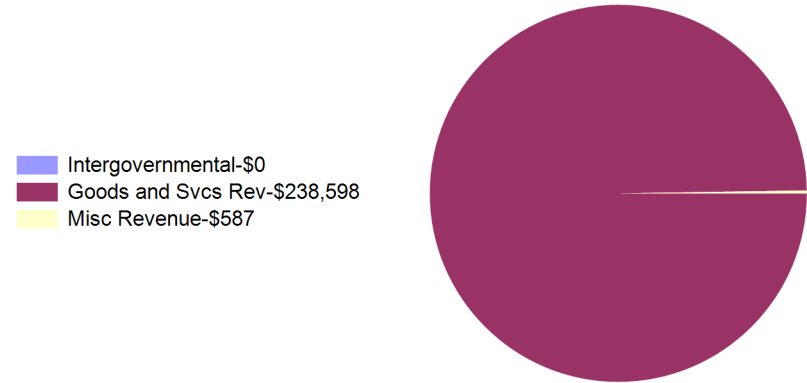
Cash	\$ (327,994)
Investments	-
	<u>\$ (327,994)</u>

City of Casper, Wyoming
Property Insurance Fund Summary of Revenues and Expenditures
For Fiscal Year 2024 as of November 30, 2023
41.67 % OF THE FISCAL YEAR HAS ELAPSED

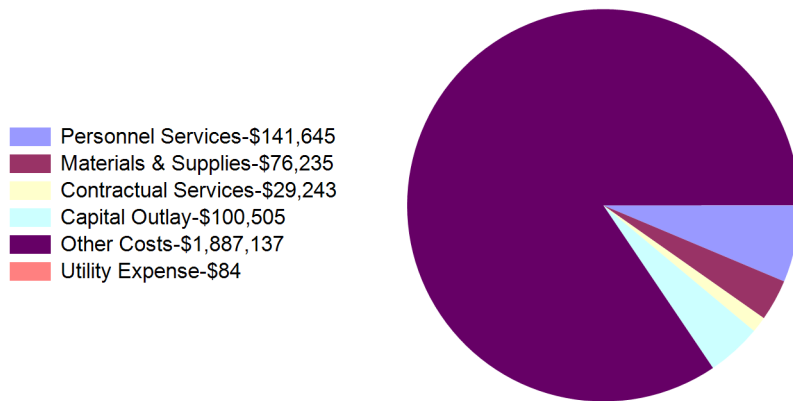
Year To Date Revenues
\$1,531,551



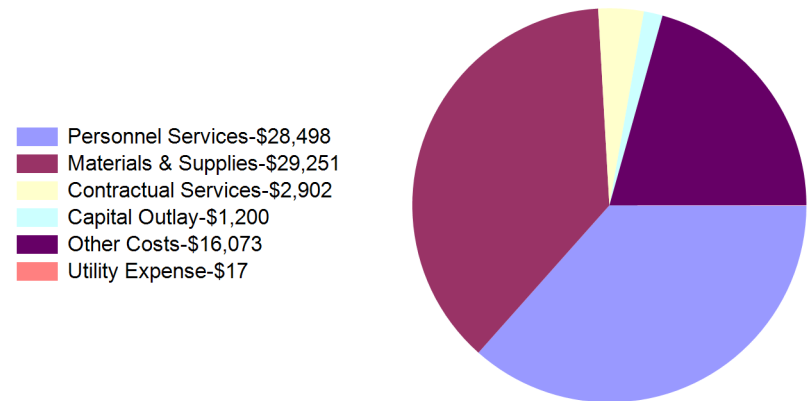
Month To Date Revenues
\$239,186



Year To Date Expenditures
\$2,234,849



Month To Date Expenditures
\$77,941

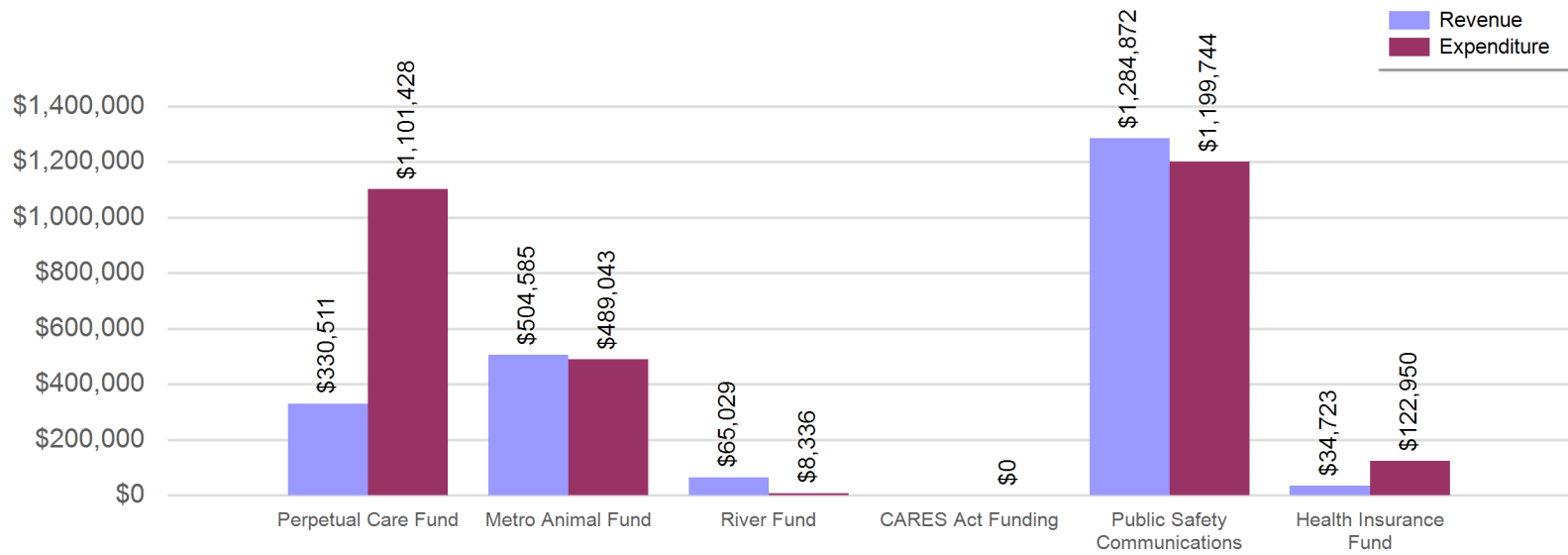


City of Casper, Wyoming
Trust & Agency Funds Consolidated Balance Sheet
For Fiscal Year 2024 as of November 30, 2023
41.67 % OF THE FISCAL YEAR HAS ELAPSED

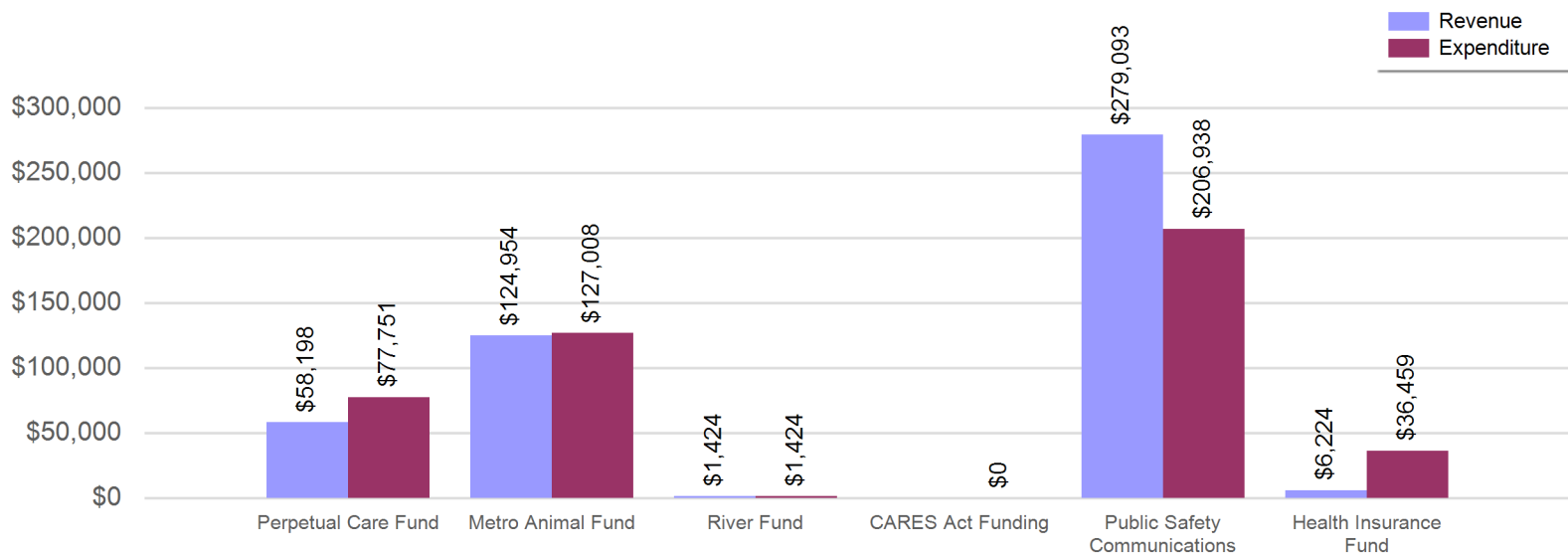
	Perpetual Care Fund	Metro Animal Fund	River Fund	CARES Act Funding	Public Safety Communications	Health Insurance Fund
ASSETS						
Current Assets						
Cash	700,524	148,235	218,412	216,645	800,399	48,453
Investments	29,084,205	844,191	2,507,598	12,007,707		3,121,524
Market Adjustments	-	-				-
Grants Receivable			-			
Loans Receivable	179,243					
Accounts Receivable	-	41,208			173,516	
Prepaid Expenses		10,291			9,458	
Total Current Assets	<u>29,963,972</u>	<u>1,043,925</u>	<u>2,726,010</u>	<u>12,224,352</u>	<u>983,373</u>	<u>3,169,977</u>
Total Assets	<u>29,963,972</u>	<u>1,043,925</u>	<u>2,726,010</u>	<u>12,224,352</u>	<u>983,373</u>	<u>3,169,977</u>
LIABILITIES						
Current Liabilities						
Accounts Payable	-	77,683	300	-	56,647	65,496
Accrued Wages and Benefits Payable		24	-		14,005	
Deferred Revenue			223,000	1,115,446		
Total Current Liabilities	<u>-</u>	<u>77,707</u>	<u>223,300</u>	<u>1,115,446</u>	<u>70,653</u>	<u>65,496</u>
Total Liabilities	<u>-</u>	<u>77,707</u>	<u>223,300</u>	<u>1,115,446</u>	<u>70,653</u>	<u>65,496</u>
NET POSITION						
Unrestricted	29,963,972	966,218	2,502,710	11,108,906	912,720	3,104,481
Total Net Position	<u>29,963,972</u>	<u>966,218</u>	<u>2,502,710</u>	<u>11,108,906</u>	<u>912,720</u>	<u>3,104,481</u>

City of Casper, Wyoming
Trust & Agency Funds Revenue and Expenditure Comparison
For Fiscal Year 2024 as of November 30, 2023
41.67 % OF THE FISCAL YEAR HAS ELAPSED

Trust & Agency Funds YTD Revenue and Expenditure Comparison



Trust & Agency Funds MTD Revenue and Expenditure Comparison



City of Casper, Wyoming
Perpetual Care Fund Statement of Revenues and Expenditures
For Fiscal Year 2024 as of November 30, 2023
41.67 % OF THE FISCAL YEAR HAS ELAPSED

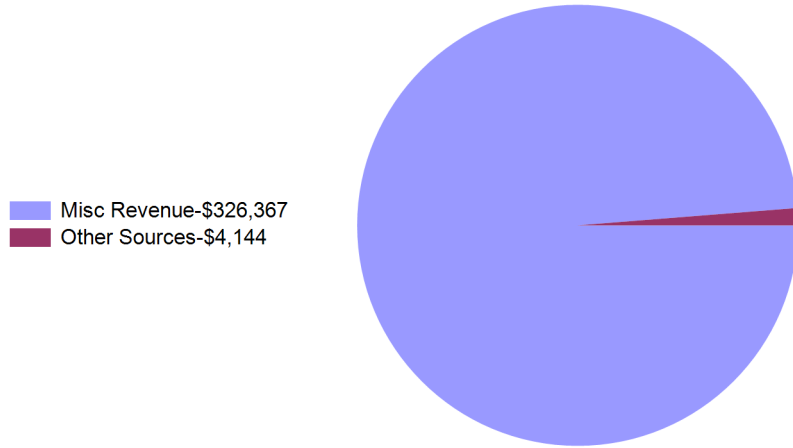
	Revised Budget	Current Year To Date	Current Year % of Budget
Revenues:			
Misc Revenue	\$ 697,527	\$ 326,367	46.79%
Other Sources	8,528	4,144	48.59%
Total Revenues	<u>\$ 706,055</u>	<u>\$ 330,511</u>	<u>46.81%</u>
	Revised Budget	Current Year To Date	Current Year % of Budget
Expenditures:			
Contractual Services	\$ 35,123	\$ 9,808	27.92%
Transfers Out	2,764,897	1,091,620	39.48%
Total Expenditures	<u>\$ 2,800,020</u>	<u>\$ 1,101,428</u>	<u>39.34%</u>
Net Revenue (Shortfall)	\$ (2,093,965)	\$ (770,917)	7.47%

Perpetual Care Fund Summary of Cash and Investments

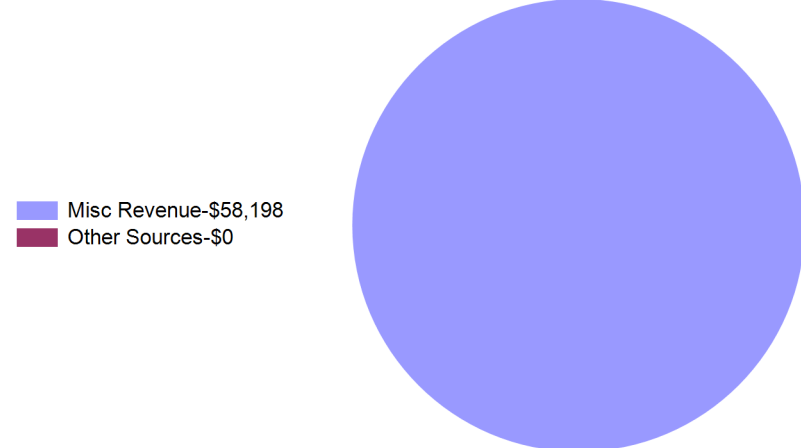
Cash	\$ 700,524
Investments	29,084,205
	<u>\$ 29,784,729</u>

City of Casper, Wyoming
Perpetual Care Fund Summary of Revenues and Expenditures
For Fiscal Year 2024 as of November 30, 2023
41.67 % OF THE FISCAL YEAR HAS ELAPSED

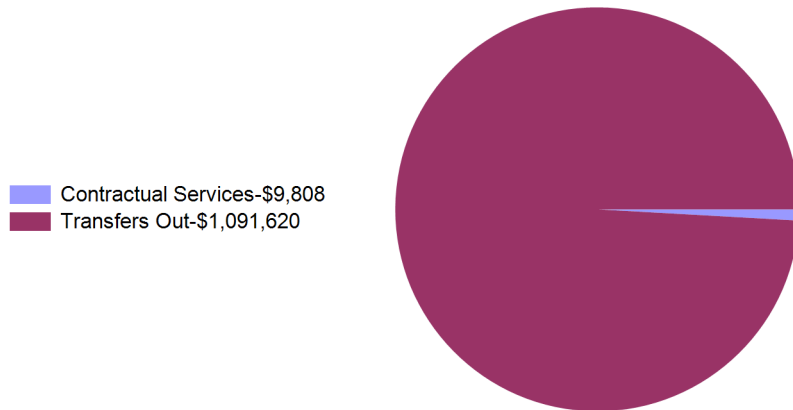
Year To Date Revenues
\$330,511



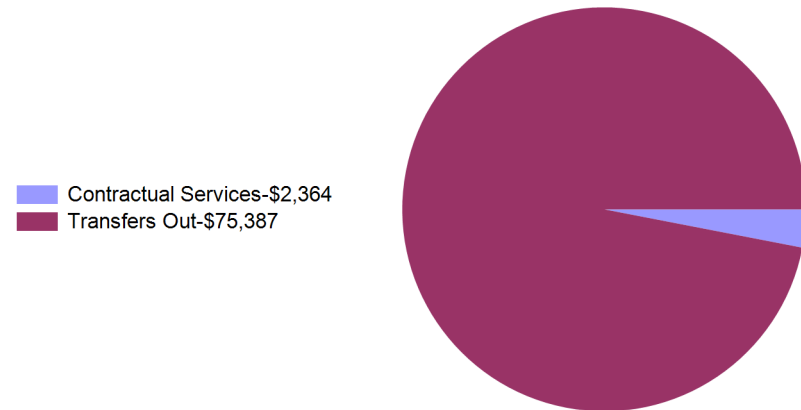
Month To Date Revenues
\$58,198



Year To Date Expenditures
\$1,101,428



Month To Date Expenditures
\$77,751



City of Casper, Wyoming
Metro Fund Statement of Revenues and Expenditures
For Fiscal Year 2024 as of November 30, 2023
41.67 % OF THE FISCAL YEAR HAS ELAPSED

	Revised Budget	Current Year To Date	Current Year % of Budget
Revenues:			
Licences and Permits	\$ 5,000	\$ 1,075	21.50%
Intergovernmental	287,610	100,426	34.92%
Goods and Svcs Rev	31,000	5,598	18.06%
Misc Revenue	25,912	12,120	46.78%
Other Sources	1,103,261	385,366	34.93%
Total Revenues	\$ 1,452,783	\$ 504,585	34.73%

	Revised Budget	Current Year To Date	Current Year % of Budget
Expenditures:			
Personnel Services	\$ 853,744	\$ 298,295	34.94%
Materials & Supplies	186,210	70,424	37.82%
Contractual Services	129,896	39,379	30.32%
Capital Outlay	433,634	2,415	0.56%
Transfers Out	125,671	50,605	40.27%
Other Costs	64,047	23,150	36.15%
Utility Expense	16,000	4,775	29.84%
Total Expenditures	\$ 1,809,202	\$ 489,043	27.03%

Net Revenue (Shortfall)	\$ (356,419)	\$ 15,541	7.70%
--------------------------------	---------------------	------------------	--------------

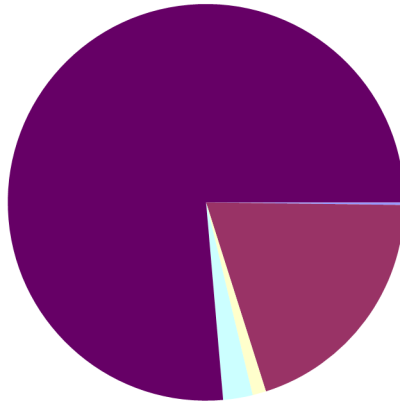
Metro Fund Summary of Cash and Investments

Cash	\$ 148,235
Investments	844,191
	<u>\$ 992,426</u>

City of Casper, Wyoming
Metro Fund Summary of Revenues and Expenditures
For Fiscal Year 2024 as of November 30, 2023
41.67 % OF THE FISCAL YEAR HAS ELAPSED

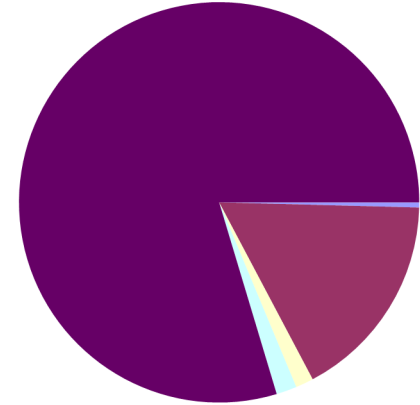
Year To Date Revenues
\$504,585

Licences and Permits-\$1,075
 Intergovernmental-\$100,426
 Goods and Svcs Rev-\$5,598
 Misc Revenue-\$12,120
 Other Sources-\$385,366



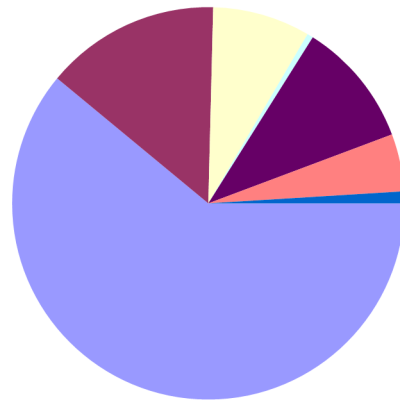
Month To Date Revenues
\$124,954

Licences and Permits-\$515
 Intergovernmental-\$21,054
 Goods and Svcs Rev-\$1,799
 Misc Revenue-\$2,066
 Other Sources-\$99,520



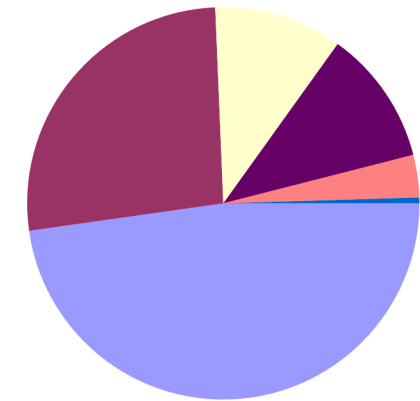
Year To Date Expenditures
\$489,043

Personnel Services-\$298,295
 Materials & Supplies-\$70,424
 Contractual Services-\$39,379
 Capital Outlay-\$2,415
 Transfers Out-\$50,605
 Other Costs-\$23,150
 Utility Expense-\$4,775



Month To Date Expenditures
\$127,008

Personnel Services-\$60,661
 Materials & Supplies-\$33,761
 Contractual Services-\$13,418
 Capital Outlay-\$0
 Transfers Out-\$14,122
 Other Costs-\$4,437
 Utility Expense-\$609



City of Casper, Wyoming
River Fund Statement of Revenues and Expenditures
For Fiscal Year 2024 as of November 30, 2023
41.67 % OF THE FISCAL YEAR HAS ELAPSED

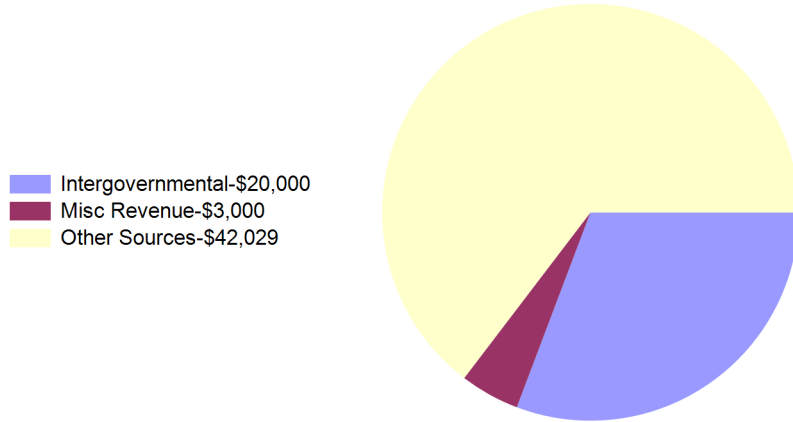
	Revised Budget	Current Year To Date	Current Year % of Budget
Revenues:			
Intergovernmental	\$ -	\$ 20,000	
Misc Revenue	64,107	3,000	4.68%
Other Sources	45,000	42,029	93.40%
Total Revenues	\$ 109,107	\$ 65,029	59.60%
	Revised Budget	Current Year To Date	Current Year % of Budget
Expenditures:			
Personnel Services	\$ 10,000	\$ 7,029	70.29%
Materials & Supplies	6,500	1,239	19.06%
Contractual Services	109,832	68	0.06%
Capital Outlay	5,976	-	0.00%
Other Costs	500	-	0.00%
Total Expenditures	\$ 132,808	\$ 8,336	6.28%
Net Revenue (Shortfall)	\$ (23,701)	\$ 56,693	53.32%

River Fund Summary of Cash and Investments

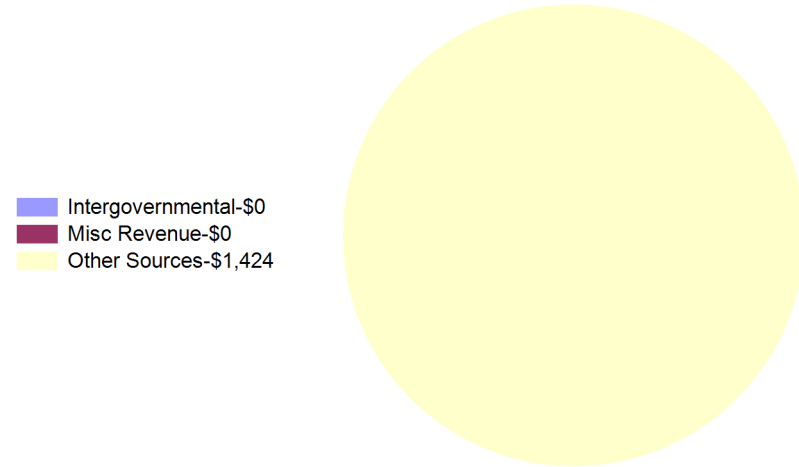
Cash	\$ 218,412
Investments	2,507,598
	<u>\$ 2,726,010</u>

City of Casper, Wyoming
River Fund Summary of Revenues and Expenditures
For Fiscal Year 2024 as of November 30, 2023
41.67 % OF THE FISCAL YEAR HAS ELAPSED

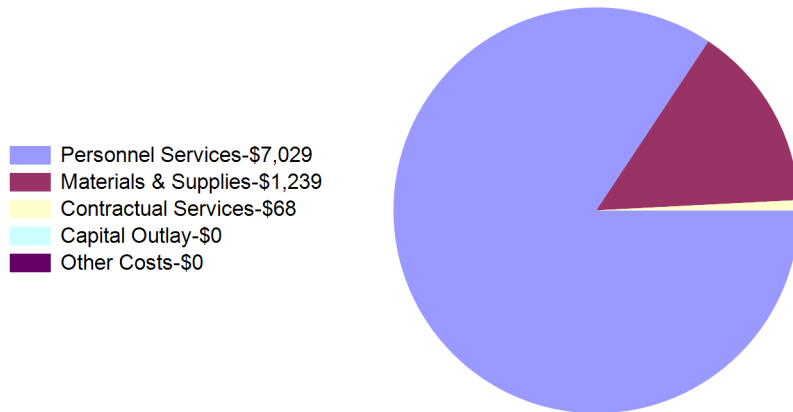
Year To Date Revenues
\$65,029



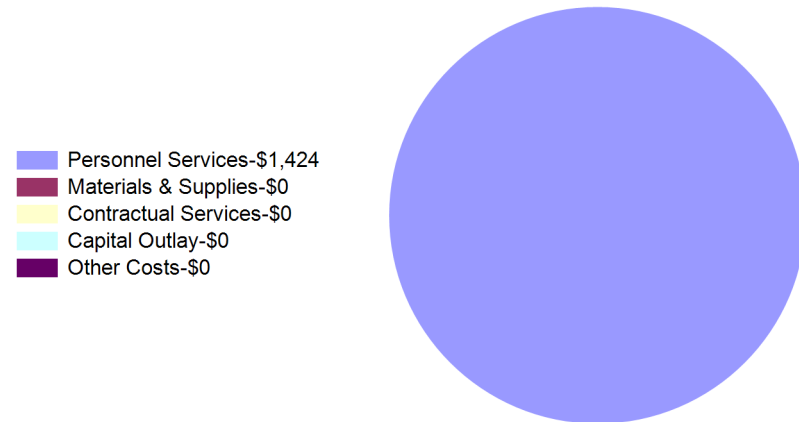
Month To Date Revenues
\$1,424



Year To Date Expenditures
\$8,336



Month To Date Expenditures
\$1,424



City of Casper, Wyoming

CARES Act Funding Statement of Revenues and Expenditures

For Fiscal Year 2024 as of November 30, 2023

41.67 % OF THE FISCAL YEAR HAS ELAPSED

Revenues:
Total Revenues

	Revised Budget	Current Year To Date	Current Year % of Budget
Expenditures:			
Transfers Out	\$ 12,224,514	\$ -	0.00%
Total Expenditures	\$ 12,224,514	\$ -	0.00%
Net Revenue (Shortfall)	\$ (12,224,514)	\$ -	

CARES Act Funding Summary of Cash and Investments

Cash	\$ 216,645
Investments	12,007,707
	<u>\$ 12,224,352</u>

City of Casper, Wyoming
PSCC Fund Statement of Revenues and Expenditures
For Fiscal Year 2024 as of November 30, 2023
41.67 % OF THE FISCAL YEAR HAS ELAPSED

	Revised Budget	Current Year To Date	Current Year % of Budget
Revenues:			
Intergovernmental	\$ 656,701	\$ 264,324	40.25%
Goods and Svcs Rev	220,947	88,908	40.24%
Misc Revenue	800,000	284,780	35.60%
Other Sources	1,607,442	646,860	40.24%
Total Revenues	\$ 3,285,090	\$ 1,284,872	39.11%

	Revised Budget	Current Year To Date	Current Year % of Budget
Expenditures:			
Personnel Services	\$ 2,040,803	\$ 767,756	37.62%
Materials & Supplies	55,000	7,929	14.42%
Contractual Services	795,083	327,224	41.16%
Capital Outlay	210,482	9,788	4.65%
Other Costs	88,761	27,851	31.38%
Utility Expense	178,117	59,195	33.23%
Total Expenditures	\$ 3,368,246	\$ 1,199,744	35.62%

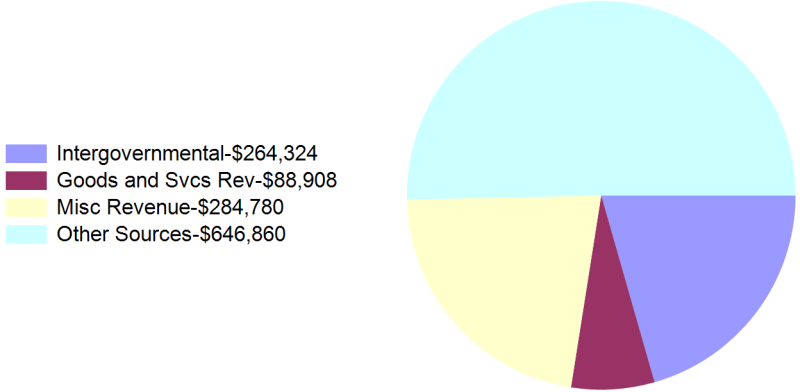
Net Revenue (Shortfall)

PSCC Fund Summary of Cash and Investments

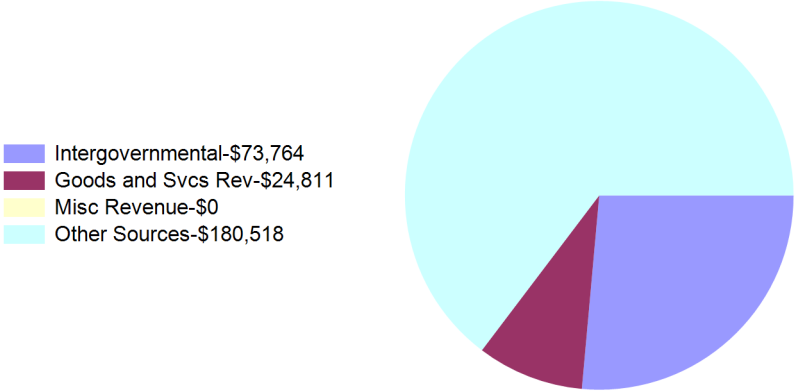
Cash	\$	800,399
Investments		-
	\$	<u>800,399</u>

City of Casper, Wyoming
PSCC Fund Summary of Revenues and Expenditures
For Fiscal Year 2024 as of November 30, 2023
41.67 % OF THE FISCAL YEAR HAS ELAPSED

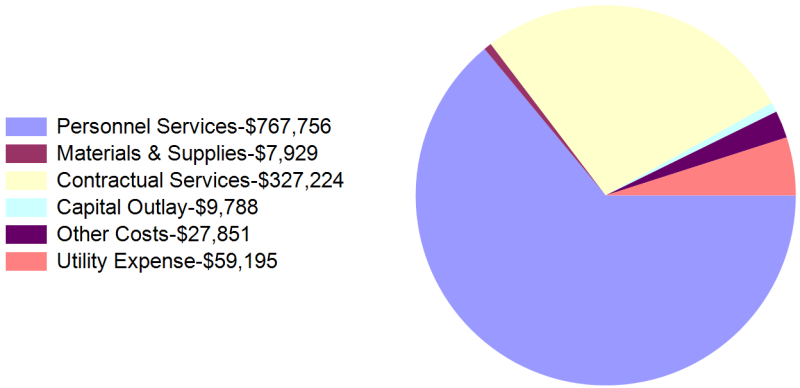
Year To Date Revenues
\$1,284,872



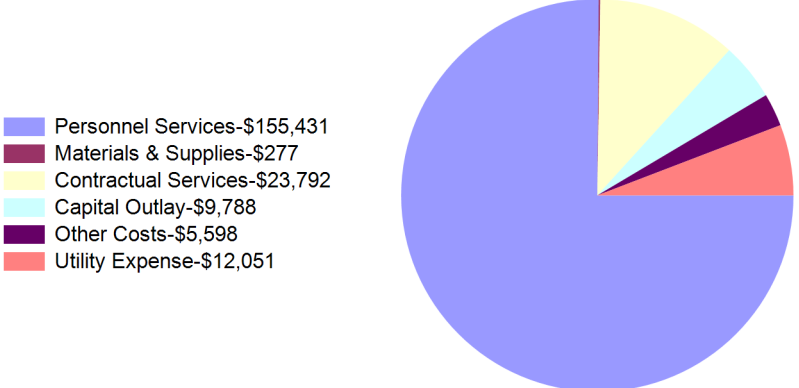
Month To Date Revenues
\$279,093



Year To Date Expenditures
\$1,199,744



Month To Date Expenditures
\$206,938



City of Casper, Wyoming
Health Insurance Fund Statement of Revenues and Expenditures
For Fiscal Year 2024 as of November 30, 2023
41.67 % OF THE FISCAL YEAR HAS ELAPSED

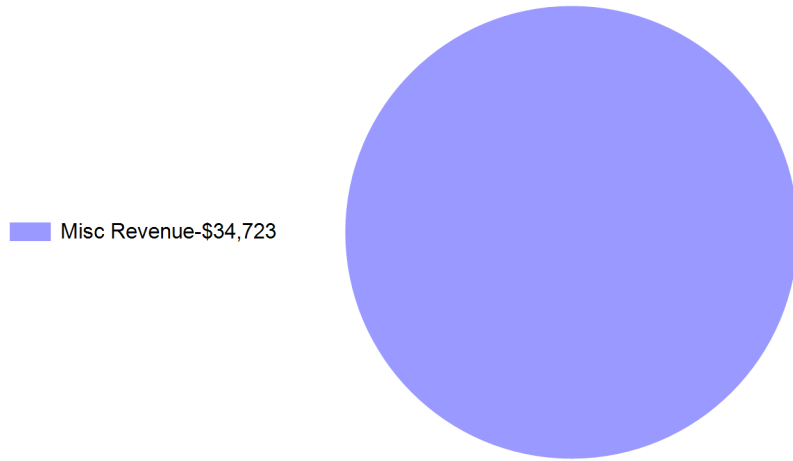
	Revised Budget	Current Year To Date	Current Year % of Budget
Revenues:			
Misc Revenue	\$ 79,827	\$ 34,723	43.50%
Total Revenues	\$ 79,827	\$ 34,723	43.50%
	Revised Budget	Current Year To Date	Current Year % of Budget
Expenditures:			
Personnel Services	\$ 5,000	\$ -	0.00%
Materials & Supplies	5,500	963	17.50%
Contractual Services	425,520	118,447	27.84%
Other Costs	6,335	3,540	55.89%
Total Expenditures	\$ 442,355	\$ 122,950	27.79%
Net Revenue (Shortfall)	\$ (362,528)	\$ (88,228)	15.70%

Health Insurance Fund Summary of Cash and Investments

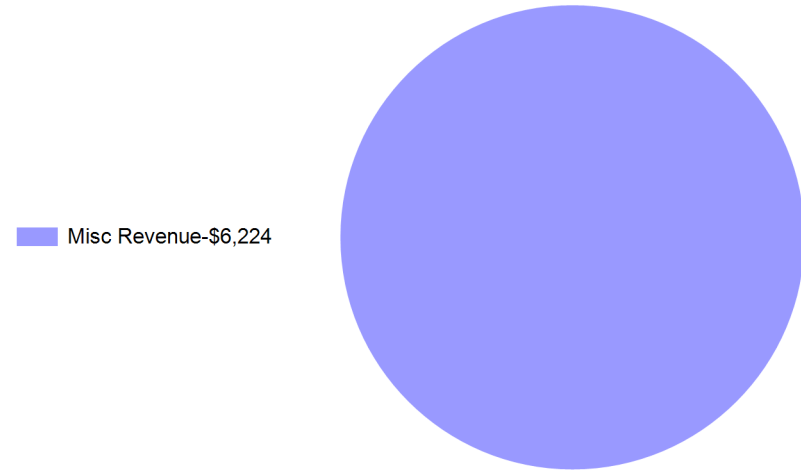
Cash	\$ 48,453
Investments	3,121,524
	<u>\$ 3,169,977</u>

City of Casper, Wyoming
Health Insurance Fund Summary of Revenues and Expenditures
For Fiscal Year 2024 as of November 30, 2023
41.67 % OF THE FISCAL YEAR HAS ELAPSED


Year To Date Revenues
\$34,723



Month To Date Revenues
\$6,224



Year To Date Expenditures
\$122,950



Month To Date Expenditures
\$36,459

